

MERCEDÉS-BENZ														
Ltr.														
0,6 M 160 E6AL B03	40 kW (55 PS)	07/98→	02-31400-01 ¹² 08-35226-01 ¹³	61-31400-00 000 3086 V003 64 Ø 0,45 mm 	14-32043-01 000 4291 V000 (8x) 	15-39821-01 	12-31306-13 70-31306-00 000 053 46 58	6x 11-35210-01 		71-31420-00 000 3169 V005 		81-35035-00 K ← 166 997 02 46 40x62x8 A RD PTFE ACM 81-35051-00 K → 166 997 01 46 80x100x9 A LD PTFE ACM		
0,6 M 160 E6AL B04 M 160 E6AL B05	33-45 kW (45-61 PS)		02-31400-01 ¹² 08-35226-01 ¹³	61-31400-00 000 3086 V003 64 Ø 0,45 mm 	14-32043-01 000 4291 V000 (8x) 	15-39821-01 	70-31306-00 000 053 46 58	6x 11-35210-01 		71-31420-00 000 3169 V005 		81-35035-00 K ← 166 997 02 46 40x62x8 A RD PTFE ACM 81-35051-00 K → 166 997 01 46 80x100x9 A LD PTFE ACM		
0,8 OM 660 DE 8LA	30 kW (41 PS)		02-33165-01 ¹² 08-35224-01 ¹³	61-33165-00 660 016 01 20 66,5 Ø MLS 	14-32173-01 	18-33173-50 ³⁶ 000 1421 V003 	12-31306-13 70-31306-00 000 053 46 58	6x 71-36503-00 	3x	71-33226-00 000 4613 V002 		81-35035-00 K ← 166 997 02 46 40x62x8 A RD PTFE ACM 81-35051-00 K → 166 997 01 46 80x100x9 A LD PTFE ACM		
1,4 M 166.940	60 kW (82 PS)	A 140 (168) VANEO (414)	07/97-07/05	02-31345-01 ¹² 08-35384-01 ^{13 35}	61-31345-00 166 016 01 20 81 Ø 0,7 mm MLS 	14-32213-01 266 016 02 69 (10x) 	71-35007-00 166 018 00 80 	12-31306-09 000 053 51 58 70-29491-00 AS 000 053 42 58 70-31306-00 ES 000 053 46 58	4x 4x	71-35377-00 166 141 00 80 	4x	71-33412-00 166 140 02 34 	81-35035-00 K ← 166 997 02 46 40x62x8 A RD PTFE ACM 81-90009-00 K → 166 010 01 14	
1,5 M 135.950	80 kW (109 PS)			01-34240-01 ¹² 	61-34240-00 135 016 01 20 76 Ø 		71-39019-00 	12-34223-02 135 053 00 58 (16x) 70-34223-00 135 053 00 58	16x	71-39022-00 	4x	71-34911-00 135 142 02 80 	70-31414-10 	81-39028-00 K ← 30x48x6,5 A RD 81-10404-00 K → 132 010 00 68 85
1,5 M 266.920	70 kW (95 PS)	A 150 (169) A 160 (169) B 150 (245) B 160 (245)	09/04-06/12	02-34815-01 ¹² 08-37244-01 ^{13 35}	61-34815-00 266 016 06 20 0,25 mm MLS 	14-32213-01 266 016 02 69 (10x) 	70-31414-10 	70-29491-00 AS 000 053 42 58 70-31306-00 ES 000 053 46 58	4x 4x	71-36686-00 266 141 00 80 	4x	71-34942-00 266 142 00 80 	70-31414-10 	81-35035-00 K ← 166 997 02 46 40x62x8 A RD PTFE ACM

MERCEDÉS-BENZ												
1,5 OM 607.951 [NEW]	55-81 kW (75-110 PS)	A 160 CDI (176) A 180 CDI (176) B 160 CDI (246) B 180 CDI (246) CITAN 108 CDI CITAN 109 CDI CITAN 111 CDI (117) CLA 180 d Shooting Brake (117) GLA 180 CDI (156)	06/12→	02-37930-01 ¹² 02-37930-02 ¹² 08-10019-01 ¹³	61-37930-10 77,5 Ø 0,8 mm MLS 	14-32230-01 	71-40854-00 ACM 	12-33512-04 70-33512-00 8x		71-37214-00 	71-38517-00 	81-36957-00 K ← 35x47x7 A SL RD NBR PTFE 81-35051-00 K → 166 997 01 46 80x100x9 A LD PTFE ACM 81-38506-00 N 28x42x6 A SL RD
1,6 M 166.960 M 166.961	60-75 kW (82-102 PS)	A 140 (168) A 160 (168) VANEO (417)	07/97-07/05	02-31345-01 ¹² 08-35384-01 ¹³ ³⁵	61-31345-00 166 016 01 20 81 Ø 0,7 mm MLS 	14-32213-01 266 016 02 69 (10x) 	71-35007-00 166 018 00 80 	12-31306-09 000 053 51 58 70-29491-00 AS 000 053 42 58 70-31306-00 ES 000 053 46 58 4x 4x	71-35377-00 166 141 00 80 4x 	71-33412-00 166 140 02 34 		81-35035-00 K ← 166 997 02 46 40x62x8 A RD PTFE ACM 81-90009-00 K → 166 010 01 14
1,6 M 270.910 [NEW]	75-115 kW (102-156 PS)	A 160 (176) A 180 (176) A 200 (176) B 180 CDI (246) B 180 (246) B 200 (246) CLA 180 Shooting Brake (117) CLA 180 (117) CLA 200 Shooting Brake (117) CLA 200 (117) GLA 180 (156) GLA 200 (156)	11/11→	02-38270-01 ¹² 08-10017-01 ¹³	61-38270-00 270 016 00 20 84 Ø 0,67 mm 	14-10881-01 000 016 05 69 (10x) 	70-31414-10 	12-31306-01 000 053 46 58 (16x) 70-31306-00 000 053 46 58 16x	71-42726-00 270 096 01 80 4x 	71-39764-00 270 142 04 80 	70-31414-10 	81-10401-00 K ← 013 997 37 46 40x62x8 A SL RD FPM 81-10394-00 K → 270 010 00 68
1,6 M 271.910	115 kW (156 PS)	C 180 Kompressor (204) C 180 (204)	01/08-08/14	02-36015-05 08-37223-01 ³⁵	61-36015-00 271 016 11 20 83 Ø MLS 	14-32214-01 271 016 03 69 (10x) 	15-36411-01 	12-29491-01 612 050 00 58 (4x) Mot.→30677490 12-31306-01 000 053 46 58 (16x) Mot.30677491→	71-36409-00 271 141 08 80 4x 	71-33733-00 271 142 03 80 	70-31414-10 	81-26248-10 K ← 023 997 84 47 45x67x8 A SL RD PTFE 81-90048-00 K → 271 011 05 32
1,6 M 271.911	95 kW (129 PS)	CLC 160 (203)	02/09-06/11	02-36015-05 08-37223-01 ³⁵	61-36015-00 271 016 11 20 83 Ø MLS 	14-32214-01 271 016 03 69 (10x) 	15-36411-01 	12-29491-01 612 050 00 58 (4x) Mot.→30677490 12-31306-01 000 053 46 58 (16x) Mot.30677491→ 70-29491-00 000 053 42 58 Mot.→30677490 70-31306-00 000 053 46 58 Mot.30677491→ 16x 16x	71-36409-00 271 141 08 80 4x 	71-33733-00 271 142 03 80 	70-31414-10 	81-26248-10 K ← 023 997 84 47 45x67x8 A SL RD PTFE 81-90048-00 K → 271 011 05 32

MERCEDDES-BENZ													
1,6 M 274.910 [NEW]	95-115 kW (129-156 PS)	C 160 (205) C 180 CGI (204) C 180 (204) C 180 (205)	01/08→	02-38285-01 ¹² 08-10018-01 ¹³	61-38285-00 274 016 00 20 84 Ø 0,6 mm MLS 	14-10881-01 000 016 05 69 (10x) 	70-31414-10 	12-31306-01 000 053 46 58 (16x) 70-31306-00 000 053 46 58 16x	71-42726-00 270 096 01 80 4x 	71-40213-00 274 142 01 80 	70-31414-10 	81-10401-00 K ← 013 997 37 46 40x62x8 A SL RD FPM 81-10394-00 K → 270 010 00 68	
1,7 M 266.940	85 kW (116 PS)	A 170 (169) A 180 (169) B 170 (245) B 180 CDI (245)	09/04-06/12	02-34815-01 ¹² 08-37244-01 ¹³ ³⁸	61-34815-00 266 016 06 20 0,25 mm MLS 	14-32213-01 266 016 02 69 (10x) 	70-31414-10 	70-29491-00 AS 000 053 42 58 70-31306-00 ES 000 053 46 58 4x	71-36686-00 266 141 00 80 4x 	71-34942-00 266 142 00 80 	70-31414-10 	81-35035-00 K ← 166 997 02 46 40x62x8 A RD PTFE ACM	
1,7 OM 636.915	29 kW (39 PS)	V (170)	06/49-10/56	01-06858-08 ¹² ¹³ 636 010 09 21 +636 010 53 08 +636 053 00 60 (8x) 02-06858-07 636 010 09 21 +636 016 01 80	61-06858-30 636 016 12 20 76,5 Ø 1,3 mm 		71-15688-00 636 016 01 80 	40-77014-00 636 053 00 60 8x	71-09920-00 636 141 02 79 2x 	71-09918-40 636 142 06 80 2x 	71-10474-10 621 492 00 81 	71-15275-10 K → 636 997 00 40 69x79x5 Graphit	
1,7 OM 668.914 OM 668.940 OM 668.941 OM 668.942	44-70 kW (60-95 PS)	A 160 CDI (168) A 170 CDI (168) Vaneo CDI (414) Vaneo CDI (417)	07/98-07/05	02-34085-01 ¹² 08-35386-01 ¹³ ³⁵	61-34085-00 668 016 01 20 81 Ø MLS 	14-32108-01 668 990 01 22 (10x) 	15-35008-01 668 016 04 21 +668 016 02 21 	12-31306-09 000 053 51 58 70-29491-00 AS 000 053 42 58 70-31306-00 ES 000 053 46 58 2x 8x 8x	71-35387-00 668 098 00 65 2x 	71-35009-00 668 142 03 80 	70-31414-10 	81-35035-00 K ← 166 997 02 46 40x62x8 A RD PTFE ACM 81-90009-00 K → 166 010 01 14	
1,8 M 102.910 M 102.919	77-80 kW (105-109 PS)	190 E (201)	04/90→	02-25230-16 102 010 61 41 08-26543-12 ¹³ 102 010 34 05	61-25230-40 102 016 27 20 91 Ø 1,75 mm 	14-32026-01 615 990 02 12 (10x) 	71-25168-10 ²⁹ 102 016 11 21 71-26396-10 ³⁰ 102 016 12 21 	12-25227-03 102 050 01 58 70-25227-10 102 053 16 58 70-25228-10 102 053 03 58 4x 4x	71-25198-10 102 141 27 80 4x 	71-25226-20 102 142 14 80 3x 	71-26564-10 102 142 15 80 	71-26543-10 102 014 07 22 	81-26248-00 K ← 120 997 03 46 45x67x8 A SL RD FPM 81-26249-00 K → 017 997 74 47 93x114x13 A SL LD FPM
1,8 M 111.920	90 kW (122 PS)	C 180 (202)	03/93-09/00	02-31025-01 111 010 29 20 08-29170-01 ¹³ 111 010 31 08	61-31025-10 111 016 24 20 86,5 Ø 175 mm 	14-32028-02 102 990 08 10 (10x) 	15-31001-01 111 016 02 21 +111 016 07 21 (4x) 	12-29491-01 612 050 00 58 (4x) 70-29491-00 000 053 42 58 16x	71-29176-00 111 141 07 80 	71-29349-00 111 142 05 80 	71-29170-10 111 014 01 22 	81-26248-00 K ← 120 997 03 46 45x67x8 A SL RD FPM 81-26249-00 K → 017 997 74 47 93x114x13 A SL LD FPM	
1,8 M 111.921	89-90 kW (121-122 PS)	C 180 (202)	03/93-09/00	02-31025-02 111 010 49 20 08-29170-01 ¹³ 111 010 31 08	61-31025-10 111 016 24 20 86,5 Ø 175 mm 	14-32028-02 102 990 08 10 (10x) 	15-31001-01 111 016 02 21 +111 016 07 21 (4x) 	12-29491-01 612 050 00 58 (4x) 70-29491-00 000 053 42 58 16x	71-31138-00 111 141 12 80 2x 	71-29349-00 111 142 05 80 	71-29170-10 111 014 01 22 	81-26248-00 K ← 120 997 03 46 45x67x8 A SL RD FPM 81-26249-00 K → 017 997 74 47 93x114x13 A SL LD FPM	

MERCEDES-BENZ													
Ltr. 1,8 M 271.820 M 271.860 M 271.861	115-150 kW (156-204 PS)	C 180 CGI (204) C 180 (204) C 200 CGI (204) C 250 CGI (204) C 250 (204) E 200 CGI (207) E 200 CGI (212) E 250 CGI (207) E 250 CGI (212) SLK 200 (172) SLK 250 (172)	01/07→	02-36015-06 08-37223-03 ³⁸	61-36015-00 271 016 11 20 83 Ø MLS 	14-32214-01 271 016 03 69 (10x) 	15-41043-01 271 016 12 21 +271 016 13 21 (4X) ACM 	12-31306-01 000 053 46 58 (16x)	11-41051-01 271 096 01 80 (3X) +271 096 02 80 (2X) +271 096 02 80 		71-37967-00 271 142 06 80 	70-31414-10 	81-26248-10 K ← 023 997 84 47 45x67x8 A SL RD PTFE 81-90048-00 K → 271 011 05 32
1,8 M 271.921 M 271.940 M 271.941 M 271.944 M 271.946 M 271.948 M 271.950 M 271.951 M 271.952 M 271.954 M 271.955 M 271.956 M 271.957 M 271.958	90-141 kW (122-192 PS)	C 160 Kompressor (203) C 180 Kompressor (203) C 180 Kompressor (204) C 200 Kompressor (203) C 200 Kompressor (204) C 220 (203) C 230 Kompressor (203) CLC 180 Kompressor (203) CLC 200 Kompressor (203) CLK 200 Kompressor (209) CLK (209) E 200 Kompressor (211) E 200 NGT (212) E 200 (211) SLK 200 Kompressor (171) 216 316 CDI 316 LGT 316 NGT 516 CDI 516 NGT	05/02→	02-36015-05 08-37223-01 ³⁸	61-36015-00 271 016 11 20 83 Ø MLS 	14-32214-01 271 016 03 69 (10x) 	15-36411-01 	12-29491-01 612 050 00 58 (4x) Mot.→30677490 12-31306-01 000 053 46 58 (16x) Mot.30677491→ 70-29491-00 16x 000 053 42 58 Mot.→30677490 70-31306-00 16x 000 053 46 58 Mot.30677491→	71-36409-00 4x 271 141 08 80 		71-33733-00 271 142 03 80 	70-31414-10 	81-26248-10 K ← 023 997 84 47 45x67x8 A SL RD PTFE 81-90048-00 K → 271 011 05 32


MERCEDES-BENZ													
1.8 M 271.942	125 kW (170 PS)	C 200 CGI Kompressor (203) CLK 200 CGI (209) CLK 200 CGI (209)	03/03-03/10	02-36015-02 08-37223-01 ³⁸	61-36015-00 271 016 11 20 83 Ø MLS 	14-32214-01 271 016 03 69 (10x) 	15-36411-01 	12-29491-01 612 050 00 58 (4x) 70-29491-00 000 053 42 58	71-36407-00 271 141 09 80 3x 71-36408-00 271 141 02 80 2x 	71-33733-00 271 142 03 80 	70-31414-10 	81-26248-10 K ← 023 997 84 47 45x67x8 A SL RD PTFE 81-90048-00 K → 271 011 05 32	
1.8 OM 636.914 OM 636.930 OM 636.931	25-32 kW (34-44 PS)	V (170) 180 D (120)	01/53-09/75	01-06858-08 ^{12 13} 636 010 09 21 +636 010 53 08 +636 053 00 60 (8x) 02-06858-07 636 010 09 21 +636 016 01 80	61-06858-30 636 016 12 20 76,5 Ø 1,3 mm 		71-15688-00 636 016 01 80 	40-77014-00 636 053 00 60	8x 71-09920-00 636 141 02 79 2x 	71-09918-40 636 142 06 80 2x 71-10474-10 621 492 00 81 		71-15275-10 K → 636 997 00 40 69x79x5 Graphit	
1.8 OM 651.901 [NEW]	80-100 kW (109-136 PS)	A 180 CDI (176) A 200 CDI (176) B 180 CDI (246) B 200 CDI (246) CLA 200 CDI (117)	11/11→	02-10010-01 ¹² 08-10023-01 ¹³ 	61-36950-00 651 016 02 20 84 Ø 1,35 mm MLS 61-36950-10 651 016 08 00 84 Ø 1,55 mm MLS	14-32322-01 651 016 04 69 (10x) 	71-40438-00 651 016 00 21 Mot.→30963977 71-10774-00 651 016 03 21 Mot.30963978→	12-31306-01 000 053 46 58 (16x) 70-31306-00 000 053 46 58	16x 71-40436-00 651 091 00 60 	71-10775-00 651 142 18 80	70-31414-10 	81-40458-00 K ← 014 997 26 46 60x75x8 A SL RD FPM 81-40459-00 K ← 014 997 25 46 96x114x9 A SL LD FPM	
1.9 M 166.990 M 166.991	92 kW (125 PS)	A 190 (168) VANEO (414)	03/99-07/05	02-33065-01 ¹² 08-35384-01 ^{13 35}	61-33065-00 166 016 02 20 85 Ø 0,7 mm MLS 	14-32213-01 266 016 02 69 (10x) 	71-35007-00 166 018 00 80 	12-31306-09 000 053 51 58 70-29491-00 AS 000 053 42 58 70-31306-00 ES 000 053 46 58	4x 71-35381-00 166 141 03 80 4x 	71-33412-00 166 140 02 34 	70-31414-10 	81-35035-00 K ← 166 997 02 46 40x62x8 A RD PTFE ACM 81-90009-00 K → 166 010 01 14	
2.0 M 102.920	80 kW (109 PS)	200 (123)	06/80-11/85	01-25230-03 ^{12 13 22 29} 102 010 63 41 +102 010 30 05 +102 050 01 58 +102 016 11 21 Mot.→048177 01-25230-03 ^{12 13 21 29} 102 010 63 41 +102 010 30 05 +102 050 01 58 +102 016 11 21 Mot.→165048 02-25230-17 ^{12 22} 102 010 63 41 +102 050 01 58 +102 016 12 21 Mot.048178→ 02-25230-17 ^{12 21} 102 010 63 41 +102 050 01 58 +102 016 12 21 Mot.165049→ 02-25230-13 102 010 63 41 08-26543-10 ¹³ 102 010 32 05	61-25230-40 102 016 27 20 91 Ø 1,75 mm 	14-32026-01 615 990 02 12 (10x) 	71-25168-10 ²⁹ 102 016 11 21 71-26396-10 ³⁰ 102 016 12 21 	12-25227-03 102 050 01 58 70-25227-10 ES 102 053 16 58 70-25228-10 AS 102 053 03 58	4x 71-24749-10 ²² 102 141 36 80 Mot.→032463 4x 71-24749-10 ²¹ 102 141 36 80 Mot.→109147 71-27304-10 ²² 102 141 34 80 Mot.032464→ 71-27304-10 ²¹ 102 141 34 80 Mot.109148→ 	71-25226-20 102 142 14 80 4x 71-27003-10 123 492 03 80 	71-26543-10 102 014 07 22 	81-26248-00 K ← 120 997 03 46 45x67x8 A SL RD FPM 81-26249-00 K → 017 997 74 47 93x114x13 A SL LD FPM	


MERCEDES-BENZ												
Ltr.												
2,0 M 102.921	66 kW (90 PS)	190 (201)	10/82-10/84	01-25230-03 ⁽¹²⁾ ⁽¹³⁾ ⁽²²⁾ ⁽²⁹⁾ 102 010 63 41 +102 010 30 05 +102 050 01 58 +102 016 11 21 Mot.→005852 01-25230-03 ⁽¹²⁾ ⁽¹³⁾ ⁽²¹⁾ ⁽²⁹⁾ 102 010 63 41 +102 010 30 05 +102 050 01 58 +102 016 11 21 Mot.→024143 02-25230-17 ⁽¹²⁾ ⁽²²⁾ 102 010 63 41 +102 050 01 58 +102 016 12 21 Mot.005853→ 02-25230-17 ⁽¹²⁾ ⁽²¹⁾ 102 010 63 41 +102 050 01 58 +102 016 12 21 Mot.024144→ 02-25230-13 102 010 63 41 08-26543-08 ⁽¹³⁾ 102 010 30 05	61-25230-40 102 016 27 20 91 Ø 1,75 mm 	14-32026-01 615 990 02 12 (10x) 	71-25168-10 ⁽²²⁾ 102 016 11 21 Mot.→005852 71-25168-10 ⁽²¹⁾ 102 016 11 21 Mot.→024143 71-26396-10 ⁽²²⁾ 102 016 12 21 Mot.005853→ 71-26396-10 ⁽²¹⁾ 102 016 12 21 Mot.024144→ 	12-25227-03 102 050 01 58 70-25227-10 ES 102 053 16 58 70-25228-10 AS 102 053 03 58 4x 4x	71-27304-10 102 141 34 80 4x	71-25226-20 102 142 14 80 71-27003-10 ^(A) 123 492 03 80 	4x 71-26543-10 102 014 07 22 	81-21023-30 K ← 006 997 12 47 45x67x13 AB SL RD FPM 81-25242-00 K → 008 997 26 47 93x117x12 A SL LD FPM
2,0 M 102.922	75-80 kW (102-109 PS)	200 (124)	09/85-05/90	01-25230-04 ⁽¹²⁾ ⁽¹³⁾ ⁽²²⁾ ⁽³⁰⁾ 102 010 66 41 +102 010 33 05 +102 050 01 58 +102 016 12 21 Mot.→011933 01-25230-04 ⁽¹²⁾ ⁽¹³⁾ ⁽²¹⁾ ⁽³⁰⁾ 102 010 66 41 +102 010 33 05 +102 050 01 58 +102 016 12 21 Mot.→029222 02-25230-15 102 010 66 41 08-26543-09 ⁽¹³⁾ ⁽²²⁾ 102 010 33 05 Mot.→011933 08-26543-09 ⁽¹³⁾ ⁽²¹⁾ 102 010 33 05 Mot.→029222 08-26543-12 ⁽¹³⁾ ⁽²²⁾ 102 010 34 05 Mot.011934→ 08-26543-12 ⁽¹³⁾ ⁽²¹⁾ 102 010 34 05 Mot.029223→	61-25230-40 102 016 27 20 91 Ø 1,75 mm 	14-32026-01 615 990 02 12 (10x) 	71-25168-10 ⁽²⁹⁾ 102 016 11 21 71-26396-10 ⁽³⁰⁾ 102 016 12 21 	12-25227-03 102 050 01 58 70-25227-10 ES 102 053 16 58 70-25228-10 AS 102 053 03 58 4x 4x	71-27304-10 102 141 34 80 4x	71-25226-20 102 142 14 80 71-26564-10 102 142 15 80 	3x 71-26543-10 102 014 07 22 	81-21023-30 K ← ⁽²²⁾ 006 997 12 47 45x67x13 AB SL RD FPM Mot.→011933 81-21023-30 K ← ⁽²¹⁾ 006 997 12 47 45x67x13 AB SL RD FPM Mot.→029222 81-26248-00 K ← ⁽²²⁾ 120 997 03 46 45x67x8 A SL RD FPM Mot.011934→ 81-26248-00 K ← ⁽²¹⁾ 120 997 03 46 45x67x8 A SL RD FPM Mot.029223→ 81-26249-00 K → 017 997 74 47 93x114x13 A SL LD FPM


MERCEDES-BENZ

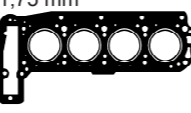
Ltr.    1


2,0 M 102.924 75-77 kW (102-105 PS) 190 (201) 09/84-05/90





02-25230-15
102 010 66 41

08-26543-09 ¹³ ²²
102 010 33 05
Mot.→006666
08-26543-09 ¹³ ²¹
102 010 33 05
Mot.→026049
08-26543-12 ¹³ ²¹
102 010 34 05
Mot.026050→
08-26543-12 ¹³ ²²
102 010 34 05
Mot.06667→


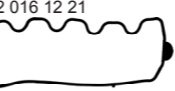



61-25230-40
102 016 27 20
91 Ø
1,75 mm





14-32026-01
615 990 02 12 (10x)






71-25168-10 ²⁹
102 016 11 21

71-26396-10 ³⁰
102 016 12 21







12-25227-03
102 050 01 58
70-25227-10 ES 4x
102 053 16 58
70-25228-10 AS 4x
102 053 03 58





71-27304-10
102 141 34 80




71-25226-20
102 142 14 80
71-26564-10
102 142 15 80
71-27003-10 ¹
123 492 03 80







3x **71-26543-10**
102 014 07 22


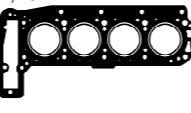


81-21023-30 K ← ²²
006 997 12 47
45x67x13
AB SL RD FPM
Mot.→006666
81-21023-30 K ← ²¹
006 997 12 47
45x67x13
AB SL RD FPM
Mot.→026049
81-26248-00 K ← ²²
120 997 03 46
45x67x8
A SL RD FPM
Mot.006667→
81-26248-00 K ← ²¹
120 997 03 46
45x67x8
A SL RD FPM
Mot.026050→
81-26249-00 K →
017 997 74 47
93x114x13
A SL LD FPM

2,0 M 102.938 63 kW (86 PS)


01-25230-03 ¹² ¹³ ²²
102 010 63 41
+102 010 30 05
+102 050 01 58
+102 016 11 21
Mot.→000117
01-25230-03 ¹² ¹³ ²¹
102 010 63 41
+102 010 30 05
+102 050 01 58
+102 016 11 21
Mot.→000677
02-25230-17 ¹² ²²
102 010 63 41
+102 050 01 58
+102 016 12 21
Mot.000118→
02-25230-17 ¹² ²¹
102 010 63 41
+102 050 01 58
+102 016 12 21
Mot.000678→
02-25230-13
102 010 63 41

08-26543-08 ¹³
102 010 30 05


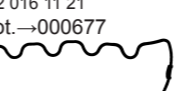
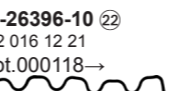



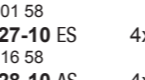
61-25230-40
102 016 27 20
91 Ø
1,75 mm





14-32026-01
615 990 02 12 (10x)






71-25168-10 ²²
102 016 11 21
Mot.→000117

71-25168-10 ²¹
102 016 11 21
Mot.→000677

71-26396-10 ²²
102 016 12 21
Mot.000118→

71-26396-10 ²¹
102 016 12 21
Mot.000678→







12-25227-03
102 050 01 58
70-25227-10 ES 4x
102 053 16 58
70-25228-10 AS 4x
102 053 03 58





71-27304-10
102 141 34 80




71-25226-20
102 142 14 80
71-27003-10 ¹
123 492 03 80





4x **71-26543-10**
102 014 07 22




81-21023-30 K ←
006 997 12 47
45x67x13
AB SL RD FPM
81-25242-00 K →
008 997 26 47
93x117x12
A SL LD FPM

MERCEDÉS-BENZ												
Ltr.												
2,0 M 102.939	74 kW (101 PS)	200 (123)	06/80-11/85	<p>01-25230-03 ¹² ¹³ ²²</p> <p>102 010 63 41 +102 010 30 05 +102 050 01 58 +102 016 11 21 Mot.→001491</p> <p>01-25230-03 ¹² ¹³ ²¹</p> <p>102 010 63 41 +102 010 30 05 +102 050 01 58 +102 016 11 21 Mot.→016080</p> <p>01-25230-03 ¹² ¹³ ²⁹</p> <p>102 010 63 41 +102 010 30 05 +102 050 01 58 +102 016 11 21 Mot.→016080</p> <p>02-25230-17 ¹² ²²</p> <p>102 010 63 41 +102 050 01 58 +102 016 12 21 Mot.001033→</p> <p>02-25230-17 ¹² ²¹</p> <p>102 010 63 41 +102 050 01 58 +102 016 12 21 Mot.013826→</p> <p>02-25230-13</p> <p>102 010 63 41</p> <p></p> <p>08-26543-10 ¹³</p> <p>102 010 32 05</p>	<p>61-25230-40</p> <p>102 016 27 20 91 Ø 1,75 mm</p>	<p>14-32026-01</p> <p>615 990 02 12 (10x)</p>	<p>71-25168-10 ²⁹</p> <p>102 016 11 21</p> <p>71-26396-10 ³⁰</p> <p>102 016 12 21</p>	<p>12-25227-03</p> <p>102 050 01 58</p> <p>70-25227-10 ES</p> <p>102 053 16 58</p> <p>70-25228-10 AS</p> <p>102 053 03 58</p>	<p>71-24749-10 ²²</p> <p>102 141 36 80</p> <p>4x Mot.→000666</p> <p>71-24749-10 ²¹</p> <p>102 141 36 80</p> <p>4x Mot.→010943</p> <p>71-27304-10 ²²</p> <p>102 141 34 80</p> <p>Mot.000667→</p> <p>71-27304-10 ²¹</p> <p>102 141 34 80</p> <p>Mot.010944→</p>	<p>71-25226-20</p> <p>102 142 14 80</p> <p>4x </p> <p>71-27003-10 ^Δ</p> <p>123 492 03 80</p>	<p>71-26543-10</p> <p>102 014 07 22</p>	<p>81-26248-00 K ←</p> <p>120 997 03 46</p> <p>45x67x8</p> <p>A SL RD FPM</p> <p>81-26249-00 K →</p> <p>017 997 74 47</p> <p>93x114x13</p> <p>A SL LD FPM</p>
2,0 M 102.939	74 kW (101 PS)	200 (123)	11/80-11/85	<p>01-25230-03 ¹² ¹³ ²² ²⁹</p> <p>102 010 63 41 +102 010 30 05 +102 050 01 58 +102 016 11 21 Mot.→001491</p> <p>01-25230-03 ¹² ¹³ ²¹ ²⁹</p> <p>102 010 63 41 +102 010 30 05 +102 050 01 58 +102 016 11 21 Mot.→016080</p> <p>02-25230-17 ¹² ²²</p> <p>102 010 63 41 +102 050 01 58 +102 016 12 21 Mot.001033→</p> <p>02-25230-17 ¹² ²¹</p> <p>102 010 63 41 +102 050 01 58 +102 016 12 21 Mot.013826→</p> <p>02-25230-13</p> <p>102 010 63 41</p> <p></p> <p>08-26543-10 ¹³</p> <p>102 010 32 05</p>	<p>61-25230-40</p> <p>102 016 27 20 91 Ø 1,75 mm</p>	<p>14-32026-01</p> <p>615 990 02 12 (10x)</p>	<p>71-25168-10 ²⁹</p> <p>102 016 11 21</p> <p>71-26396-10 ³⁰</p> <p>102 016 12 21</p>	<p>12-25227-03</p> <p>102 050 01 58</p> <p>70-25227-10 ES</p> <p>102 053 16 58</p> <p>70-25228-10 AS</p> <p>102 053 03 58</p>	<p>71-24749-10 ²²</p> <p>102 141 36 80</p> <p>4x Mot.→000666</p> <p>71-24749-10 ²¹</p> <p>102 141 36 80</p> <p>4x Mot.→010943</p> <p>71-27304-10 ²²</p> <p>102 141 34 80</p> <p>Mot.000667→</p> <p>71-27304-10 ²¹</p> <p>102 141 34 80</p> <p>Mot.010944→</p>	<p>71-25226-20</p> <p>102 142 14 80</p> <p>4x </p> <p>71-27003-10 ^Δ</p> <p>123 492 03 80</p>	<p>71-26543-10</p> <p>102 014 07 22</p>	<p>81-26248-00 K ←</p> <p>120 997 03 46</p> <p>45x67x8</p> <p>A SL RD FPM</p> <p>81-26249-00 K →</p> <p>017 997 74 47</p> <p>93x114x13</p> <p>A SL LD FPM</p>

MERCEDES-BENZ													
Ltr.			1										
2,0 M 102.961	83-93 kW (113-126 PS)	190 E (201)	10/82-06/93	02-25230-14 102 010 69 41 08-26543-08 ¹³ 102 010 30 05	61-25230-40 102 016 27 20 91 Ø 1,75 mm 	14-32026-01 615 990 02 12 (10x) 	71-25168-10 ²² 102 016 11 21 Mot.→036797 71-25168-10 ²¹ 102 016 11 21 Mot.→062509 71-26396-10 ²² 102 016 12 21 Mot.036798→ 71-26396-10 ²¹ 102 016 12 21 Mot.062510→ 	12-25227-03 102 050 01 58 70-25227-10 ES 102 053 16 58 70-25228-10 AS 102 053 03 58	71-25198-10 102 141 27 80 4x 4x	71-25226-20 102 142 14 80 71-27003-10 ¹³ 123 492 03 80 	4x 71-26543-10 102 014 07 22 	81-21023-30 K ← 006 997 12 47 45x67x13 AB SL RD FPM 81-25242-00 K → 008 997 26 47 93x117x12 A SL LD FPM	
2,0 M 102.962	83-90 kW (113-122 PS)	190 E (201)	10/82-08/93	02-25230-16 102 010 61 41 08-26543-09 ¹³ ²² 102 010 33 05 Mot.→050255 08-26543-09 ¹³ ²¹ 102 010 33 05 Mot.→099813 08-26543-12 ¹³ ²² 102 010 34 05 Mot.050256→ 08-26543-12 ¹³ ²¹ 102 010 34 05 Mot.099814→	61-25230-40 102 016 27 20 91 Ø 1,75 mm 	14-32026-01 615 990 02 12 (10x) 	71-25168-10 ²⁹ 102 016 11 21 71-26396-10 ³⁰ 102 016 12 21 	12-25227-03 102 050 01 58 70-25227-10 ES 102 053 16 58 70-25228-10 AS 102 053 03 58	71-25198-10 102 141 27 80 4x 71-29087-00 102 141 24 80 4x	71-25226-20 102 142 14 80 71-26564-10 102 142 15 80 71-27003-10 ¹³ 123 492 03 80 	3x 71-26543-10 102 014 07 22 	81-21023-30 K ← 006 997 12 47 45x67x13 AB SL RD FPM →08/86 81-26248-00 K ← 120 997 03 46 45x67x8 A SL RD FPM 09/86→ 81-26249-00 K → 017 997 74 47 93x114x13 A SL LD FPM	
2,0 M 102.962	90 kW (122 PS)	200 E (124)	09/88-12/89	02-25230-16 102 010 61 41 08-26543-09 ¹³ ²² 102 010 33 05 Mot.→050255 08-26543-09 ¹³ ²¹ 102 010 33 05 Mot.→099813 08-26543-12 ¹³ ²² 102 010 34 05 Mot.050256→ 08-26543-12 ¹³ ²¹ 102 010 34 05 Mot.099814→	61-25230-40 102 016 27 20 91 Ø 1,75 mm 	14-32026-01 615 990 02 12 (10x) 	71-25168-10 ²⁹ 102 016 11 21 71-26396-10 ³⁰ 102 016 12 21 	12-25227-03 102 050 01 58 70-25227-10 ES 102 053 16 58 70-25228-10 AS 102 053 03 58	71-25198-10 102 141 27 80 4x 71-29087-00 102 141 24 80 4x	71-25226-20 102 142 14 80 71-26564-10 102 142 15 80 71-27003-10 ¹³ 123 492 03 80 	3x 71-26543-10 102 014 07 22 	81-26248-00 K ← 120 997 03 46 45x67x8 A SL RD FPM 81-26249-00 K → 017 997 74 47 93x114x13 A SL LD FPM	

MERCEDES-BENZ												
Ltr. 2,0 M 102.963 85-90 kW G 200 E (463) M 102.965 (116-122 PS) 200 E (124)	09/88-07/93 	 02-25230-16 102 010 61 41 08-26543-12 ¹³ 102 010 34 05	 61-25230-40 102 016 27 20 91 Ø 1,75 mm 	 14-32026-01 615 990 02 12 (10x) 	 71-25168-10 ²⁹ 102 016 11 21 71-26396-10 ³⁰ 102 016 12 21 	 12-25227-03 102 050 01 58 70-25227-10 ES 102 053 16 58 70-25228-10 AS 102 053 03 58	4x 4x 	 71-25198-10 102 141 27 80 71-29087-00 102 141 24 80 	 71-25226-20 102 142 14 80 3x 71-26564-10 102 142 15 80 71-27003-10 ³¹ 123 492 03 80 	 71-26543-10 102 014 07 22 	 81-26248-00 K ← 120 997 03 46 45x67x8 A SL RD FPM 81-26249-00 K → 017 997 74 47 93x114x13 A SL LD FPM	
2,0 M 111.940 95-141 kW C 200 M 111.941 (129-192 PS) Kompressor M 111.944 (202) M 111.948 C 200 (202) M 111.950 CLK 200 Kompressor (208) CLK 200 (208) E 200 (124) V 200 (638) 113 200 E (124)	05/86→	 01-29105-01 ¹² ¹³ 111 010 28 20 +111 010 31 08 +111 010 04 30 +119 050 01 58 02-29105-01 111 010 28 20 08-29170-01 ¹³ 111 010 31 08	 61-29105-10 111 016 27 20 91 Ø 1,75 mm 	 14-32028-02 102 990 08 10 (10x) 	 15-31001-01 111 016 02 21 +111 016 07 21 (4x) 	 12-29491-01 612 050 00 58 (4x) 70-29491-00 000 053 42 58	16x 	 71-29176-00 111 141 07 80 	 71-29349-00 111 142 05 80 	 71-29170-10 111 014 01 22 	 81-26248-00 K ← 120 997 03 46 45x67x8 A SL RD FPM 81-26249-00 K → 017 997 74 47 93x114x13 A SL LD FPM	
2,0 M 111.942 100-141 kW C 200 (202) M 111.943 (136-192 PS) CLK 200 (208) M 111.945 E 200 M 111.946 Kompressor (210) M 111.947 E 200 (210) SLK 200 Kompressor (170) SLK 200 (170)	01/94-03/03	 02-29105-02 111 010 38 20 08-29170-01 ¹³ 111 010 31 08	 61-29105-10 111 016 27 20 91 Ø 1,75 mm 	 14-32028-02 102 990 08 10 (10x) 	 15-31001-01 111 016 02 21 +111 016 07 21 (4x) 	 12-29491-01 612 050 00 58 (4x) 70-29491-00 000 053 42 58	16x 	 71-31138-00 111 141 12 80 2x 	 71-29349-00 111 142 05 80 	 71-29170-10 111 014 01 22 	 81-26248-00 K ← 120 997 03 46 45x67x8 A SL RD FPM 81-26249-00 K → 017 997 74 47 93x114x13 A SL LD FPM	
2,0 M 111.951 95-120 kW C 180 (202) M 111.952 (129-163 PS) C 180 (203) M 111.955 C 200 M 111.956 Kompressor (202) M 111.957 C 200 M 111.958 Kompressor (203) CLK 200 Kompressor (208) E 200 Kompressor (210) SLK 200 Kompressor (170)	03/00-04/04	 02-29105-04 111 010 68 20 08-34037-01 ¹³	 61-29105-10 111 016 27 20 91 Ø 1,75 mm 	 14-32028-02 102 990 08 10 (10x) 	 15-31001-01 111 016 02 21 +111 016 07 21 (4x) 	 12-29491-01 612 050 00 58 (4x) 70-29491-00 000 053 42 58	16x 	 71-33599-00 111 141 13 80 2x 	 71-29349-00 111 142 05 80 	 71-34037-00 646 014 03 22 Metall 	 81-26248-00 K ← 120 997 03 46 45x67x8 A SL RD FPM 81-26249-00 K → 017 997 74 47 93x114x13 A SL LD FPM	
2,0 M 115.923 63-70 kW 200 (114) M 115.926 (86-95 PS) 200 (115)	01/68-01/77	 02-24170-04 ¹² 115 010 40 21 +115 050 00 67 +115 016 01 80 08-21407-12 ¹³ 115 010 20 05	 61-24170-30 115 016 40 20 90 Ø 1,75 mm 	 71-23061-00 115 016 01 80 	 12-21918-05 115 050 00 67 70-20423-00 ES 000 053 19 58 70-21918-10 AS 000 053 31 58	4x 4x 	 71-17574-10 ⁷ 115 142 07 80 	 71-20731-30 ³² 110 492 04 80 	 71-21407-10 616 014 01 22 	 81-17328-20 K ← 011 997 22 47 45x74,5/79,5x12 A SL RD FPM 71-19722-00 K → 001 997 12 41 78x84x8 Graphit		

MERCEDES-BENZ													
2,0 M 115.938 M 115.939	62-69 kW (84-94 PS)	200 (123)	02/76-08/80	01-24170-04 ¹² ¹³ 115 010 40 21 +115 010 21 05 +115 050 00 67 02-24170-04 ¹² 115 010 40 21 +115 050 00 67 +115 016 01 80 08-21407-13 ¹³ 115 010 21 05	61-24170-30 115 016 40 20 90 Ø 1,75 mm 		71-23061-00 115 016 01 80 	12-21918-05 115 050 00 67 70-20423-00 ES 000 053 19 58 70-21918-10 AS 000 053 31 58	4x 4x	71-17574-10 ⁷ 115 142 07 80 	71-20731-30 ⁸ 110 492 04 80 	71-21407-10 616 014 01 22 	81-17328-20 K ← 011 997 22 47 45x74,5/79,5x12 A SL RD FPM 71-19722-00 K → 001 997 12 41 78x84x8 Graphit
2,0 M 266.960	85-100 kW (116-136 PS)	A 200 (169) B 170 NGT (245) B 180 NGT (245) B 200 (245)	09/04-06/12	02-36010-01 ¹² 08-37244-01 ¹³ ³⁸	61-36010-00 266 016 07 20 0,5 mm MLS 	14-32213-01 266 016 02 69 (10x) 	70-31414-10 	12-31306-09 000 053 51 58 70-29491-00 AS 000 053 42 58 70-31306-00 ES 000 053 46 58	4x 4x	71-36686-00 266 141 00 80 	71-34942-00 266 142 00 80 	70-31414-10 	81-35035-00 K ← 166 997 02 46 40x62x8 A RD PTFE ACM
2,0 M 266.980	142 kW (193 PS)	A 200 TURBO (169) B 200 TURBO (245)	03/05-06/12	02-36010-02 ¹² 08-37244-01 ¹³ ³⁸	61-36010-00 266 016 07 20 0,5 mm MLS 	14-32213-01 266 016 02 69 (10x) 	70-31414-10 	12-31306-09 000 053 51 58 70-29491-00 AS 000 053 42 58 70-31306-00 ES 000 053 46 58	4x 4x	71-36686-00 266 141 00 80 	71-35918-00 266 142 03 80 	70-31414-10 	81-35035-00 K ← 166 997 02 46 40x62x8 A RD PTFE ACM
2,0 M 270.920 [NEW]	115-160 kW (156-218 PS)	A 220 (176) A 250 (176) B 200 NGT (246) B 220 (246) B 250 (246) CLA 250 CDI (117) CLA 250 Shooting Brake (117) CLA 250 (117) GLA 250 (156)	05/12→	02-38270-01 ¹² 08-10017-01 ¹³	61-38270-00 270 016 00 20 84 Ø 0,67 mm 	14-10881-01 000 016 05 69 (10x) 	70-31414-10 	12-31306-01 000 053 46 58 (16x) 70-31306-00 000 053 46 58	16x	71-42726-00 270 096 01 80 	71-39764-00 270 142 04 80 	70-31414-10 	81-10401-00 K ← 013 997 37 46 40x62x8 A SL RD FPM 81-10394-00 K → ⁸ 270 010 00 68
2,0 M 274.920 [NEW]	115-205 kW (156-279 PS)	C 200 (204) C 200 (205) C 250 CGI (205) C 250 (205) C 300 (205) C 350 e (205) E 200 NGT (212) E 200 (207) E 200 (212) E 250 (207) E 250 (212) GLC 250 d (253) GLK 200 (204) GLK 250 (204) SLK 200 (171) SLK 300 (172)	11/12→	02-38285-01 ¹² 08-10018-01 ¹³	61-38285-00 274 016 00 20 84 Ø 0,6 mm MLS 	14-10881-01 000 016 05 69 (10x) 	70-31414-10 	12-31306-01 000 053 46 58 (16x) 70-31306-00 000 053 46 58	16x	71-42726-00 270 096 01 80 	71-40213-00 274 142 01 80 	70-31414-10 	81-10401-00 K ← 013 997 37 46 40x62x8 A SL RD FPM 81-10394-00 K → ⁸ 270 010 00 68

MERCEDES-BENZ												
Ltr.												
2,0 OM 601.911	53-55 kW (72-75 PS)	190 E (201)	08/83-08/93	<p>01-26515-01 ⁽¹²⁾ ⁽¹³⁾ ⁽²²⁾ ⁽³⁰⁾ 601 010 47 20 +601 010 48 05 +102 050 00 58 +601 016 06 21 Mot.003361→</p> <p>01-26515-01 ⁽¹²⁾ ⁽¹³⁾ ⁽²¹⁾ ⁽³⁰⁾ 601 010 47 20 +601 010 48 05 +102 050 00 58 +601 016 06 21 Mot.028240→</p> <p>02-26220-04 ⁽²²⁾ 601 010 46 20 Mot.→003360</p> <p>02-26220-04 ⁽²¹⁾ 601 010 46 20 Mot.→028239</p> <p>02-26515-04 ⁽²²⁾ 601 010 47 20 Mot.003361→</p> <p>02-26515-05 ⁽¹²⁾ ⁽²²⁾ 601 010 47 20 +102 050 00 58 +601 016 06 21 Mot.003361→</p> <p>02-26515-04 ⁽²¹⁾ 601 010 47 20 Mot.028240→</p> <p>02-26515-05 ⁽¹²⁾ ⁽²¹⁾ 601 010 47 20 +102 050 00 58 +601 016 06 21 Mot.028240→</p> <p>08-26204-02 ⁽¹³⁾ 601 010 48 05</p>	<p>61-26220-10 ⁽²²⁾ 601 016 37 20 88 Ø 1,8 mm Mot.→003360</p> <p>61-26220-10 ⁽²¹⁾ 601 016 37 20 88 Ø 1,8 mm Mot.→028239</p> <p>61-26515-50 ⁽²²⁾ 601 016 29 20 88 Ø 1,75 mm Mot.003361→</p> <p>61-26515-50 ⁽²¹⁾ 601 016 29 20 88 Ø 1,75 mm Mot.028240→</p>	<p>14-32031-01 603 990 01 10 (4x) +603 990 02 10 (9x) +603 990 03 10 (5x)</p>	<p>71-26222-10 ⁽³⁰⁾ 601 016 06 21</p> <p>71-26492-10 ⁽²⁹⁾ 601 016 07 21</p>	<p>12-27214-03 102 050 00 58</p> <p>70-27214-00 AS 000 053 35 58</p> <p>70-28424-10 ES 102 053 02 58</p>	<p>71-26206-20 601 141 11 80</p> <p>4x </p> <p>4x </p>	<p>71-26219-00 601 142 02 80</p>	<p>71-26204-10 604 014 01 22</p> <p>71-34037-00 646 014 03 22 Metall</p>	<p>81-26248-10 K ← 023 997 84 47 45x67x8 A SL RD PTFE</p> <p>81-25242-00 K → ⁽²²⁾ 008 997 26 47 93x117x12 A SL LD FPM Mot.→003360</p> <p>81-25242-00 K → ⁽²¹⁾ 008 997 26 47 93x117x12 A SL LD FPM Mot.→028239</p> <p>81-26249-00 K → ⁽²²⁾ 017 997 74 47 93x114x13 A SL LD FPM Mot.003361→</p> <p>81-26249-00 K → ⁽²¹⁾ 017 997 74 47 93x114x13 A SL LD FPM Mot.028240→</p>
2,0 OM 601.912	53-55 kW (72-75 PS)	E 200 D (124) 200 D (124)	12/84-06/95	<p>01-26515-01 ⁽¹²⁾ ⁽¹³⁾ ⁽³⁰⁾ 601 010 47 20 +601 010 48 05 +102 050 00 58 +601 016 06 21 02-26515-04 601 010 47 20</p> <p>02-26515-05 ⁽¹²⁾ 601 010 47 20 +102 050 00 58 +601 016 06 21 Mot.028240→</p> <p>08-26204-02 ⁽¹³⁾ 601 010 48 05</p>	<p>61-26515-50 601 016 29 20 88 Ø 1,75 mm</p>	<p>14-32031-01 603 990 01 10 (4x) +603 990 02 10 (9x) +603 990 03 10 (5x)</p>	<p>71-26222-10 ⁽³⁰⁾ 601 016 06 21</p> <p>71-26492-10 ⁽²⁹⁾ 601 016 07 21</p>	<p>12-27214-03 102 050 00 58</p> <p>70-27214-00 AS 000 053 35 58</p> <p>70-28424-10 ES 102 053 02 58</p>	<p>71-26206-20 601 141 11 80</p> <p>4x </p> <p>4x </p>	<p>71-26219-00 601 142 02 80</p>	<p>71-26204-10 604 014 01 22</p> <p>71-34037-00 646 014 03 22 Metall</p>	<p>81-26248-10 K ← 023 997 84 47 45x67x8 A SL RD PTFE</p> <p>81-26249-00 K → 017 997 74 47 93x114x13 A SL LD FPM</p>

MERCEDÉS-BENZ													
Ltr.													
2,0 OM 601.913 55 kW (75 PS)	C 200 D (202)	03/93-05/00	1	<p>01-26515-01 ⁽¹²⁾ ⁽¹³⁾ ⁽³⁰⁾ 601 010 47 20 +601 010 48 05 +102 050 00 58 +601 016 06 21 02-26515-04 601 010 47 20</p> <p></p> <p>02-26515-05 ⁽¹²⁾ 601 010 47 20 +102 050 00 58 +601 016 06 21</p> <p>08-26204-02 ⁽¹³⁾ 601 010 48 05</p>	<p>61-26515-50 601 016 29 20 88 Ø 1,75 mm</p>	<p>14-32031-01 603 990 01 10 (4x) +603 990 02 10 (9x) +603 990 03 10 (5x)</p>	<p>71-26222-10 ⁽³⁰⁾ 601 016 06 21</p> <p>71-26492-10 ⁽²⁹⁾ 601 016 07 21</p>	<p>12-27214-03 102 050 00 58 70-27214-00 AS 000 053 35 58 70-28424-10 ES 102 053 02 58</p>	<p>71-26206-20 601 141 11 80</p> <p>4x 4x</p> <p>4x 71-37131-00 601 141 00 60</p>	<p>71-26219-00 601 142 02 80</p>	<p>71-26204-10 604 014 01 22</p> <p>71-34037-00 646 014 03 22 Metall</p>	<p>81-26248-10 K ← 023 997 84 47 45x67x8 A SL RD PTFE 81-26249-00 K → 017 997 74 47 93x114x13 A SL LD FPM</p>	
2,0 OM 615.913 40 kW (55 PS)	200 D (115)	01/68-01/77		<p>01-24050-04 ⁽¹²⁾ ⁽¹³⁾ ⁽²²⁾ 615 010 98 21 +615 010 99 07 +615 050 00 67 Mot.→008608</p> <p>01-24050-04 ⁽¹²⁾ ⁽¹³⁾ ⁽²¹⁾ 615 010 98 21 +615 010 99 07 +615 050 00 67 Mot.→308432</p> <p>01-24060-03 ⁽¹²⁾ ⁽¹³⁾ ⁽²²⁾ 615 010 97 21 +615 010 99 07 +615 050 00 67 Mot.008609→</p> <p>01-24060-03 ⁽¹²⁾ ⁽¹³⁾ ⁽²¹⁾ 615 010 97 21 +615 010 99 07 +615 050 00 67 Mot.308433→</p> <p>02-24050-06 ⁽¹²⁾ ⁽²²⁾ 615 010 98 21 +615 050 00 67 +615 016 00 80 Mot.→008608</p> <p>02-24050-06 ⁽¹²⁾ ⁽²¹⁾ 615 010 98 21 +615 050 00 67 +615 016 00 80 Mot.→308432</p> <p>02-24060-05 ⁽¹²⁾ ⁽²²⁾ 615 010 97 21 +615 016 00 80 +615 050 00 67 Mot.008609→</p> <p>02-24060-05 ⁽¹²⁾ ⁽²¹⁾ 615 010 97 21 +615 016 00 80 +615 050 00 67 Mot.308433→</p> <p>08-21407-11 ⁽¹³⁾ ⁽²²⁾ 615 010 99 07 Mot.008609→</p> <p>08-21407-11 ⁽¹³⁾ ⁽²¹⁾ 615 010 99 07 Mot.3084433→</p>	<p>61-24050-30 ⁽²²⁾ 615 016 21 20 89 Ø 1,75 mm Mot.→008608</p> <p>61-24050-30 ⁽²¹⁾ 615 016 21 20 89 Ø 1,75 mm Mot.→308432</p> <p>61-24060-40 ⁽²²⁾ 615 016 20 20 89 Ø 1,75 mm Mot.008609→</p> <p>61-24060-40 ⁽²¹⁾ 615 016 20 20 89 Ø 1,75 mm Mot.308433→</p>		<p>71-23043-00 615 016 00 80</p>	<p>12-20315-03 615 050 00 67 70-20315-20 000 053 22 58</p>	<p>8x</p>	<p>71-25883-20 ⁽⁷⁾ 615 142 04 80</p>	<p>71-20731-30 ^(A) 110 492 04 80</p>	<p>71-21407-10 616 014 01 22</p>	<p>81-17328-20 K ← 011 997 22 47 45x74,5/79,5x12 A SL RD FPM 71-19722-00 K → 001 997 12 41 78x84x8 Graphit</p>
2,0 OM 615.940 40-44 kW (54-60 PS)	200 D (123)	07/76→		<p>01-24060-03 ⁽¹²⁾ ⁽¹³⁾ 615 010 97 21 +615 010 99 07 +615 050 00 67</p> <p>02-24060-05 ⁽¹²⁾ 615 010 97 21 +615 016 00 80 +615 050 00 67</p> <p>08-21407-11 ⁽¹³⁾ 615 010 99 07</p>	<p>61-24060-40 615 016 20 20 89 Ø 1,75 mm</p>	<p>14-32032-01 615 990 01 12 (4x) +615 990 02 12 (8x) +615 990 03 12 (6x)</p>	<p>71-23043-00 615 016 00 80</p>	<p>12-20315-03 615 050 00 67 70-20315-20 000 053 22 58</p>	<p>8x</p>	<p>71-25883-20 ⁽⁷⁾ 615 142 04 80</p>	<p>71-20731-30 ^(A) 110 492 04 80</p>	<p>71-21407-10 616 014 01 22</p>	<p>81-17328-20 K ← 011 997 22 47 45x74,5/79,5x12 A SL RD FPM 71-19722-00 K → 001 997 12 41 78x84x8 Graphit</p>

MERCEDES-BENZ													
Ltr.			1										
2,0 OM 615.960 OM 615.961 OM 615.964 OM 615.965 OM 615.966 OM 615.967 OM 615.968 OM 615.969 [NEW]	40-44 kW (54-60 PS)				61-24050-30 615 016 21 20 89 Ø 1,75 mm Mot.→027973 		71-23043-00 615 016 00 80 	12-20315-03 615 050 00 67 70-20315-20 000 053 22 58 8x		71-25883-20 ⑦ 615 142 04 80 		71-21407-10 616 014 01 22 	
2,0 OM 621.912 OM 621.913 OM 621.914 OM 621.918 OM 621.919 OM 621.930 [NEW]	35-40 kW (48-55 PS)	190 DC (110) 200 D (110)	06/61→	01-19567-07 ⑫ ⑬ 02-19567-04 621 010 03 21 	61-19567-30 621 016 16 20 90 Ø 		71-23043-00 615 016 00 80 	12-20315-03 615 050 00 67 70-20315-20 000 053 22 58 8x		71-19721-10 ⑦ 621 142 11 80 		71-12801-10 121 014 09 22 	81-17328-20 K ← 011 997 22 47 45x74,5/79,5x12 A SL RD FPM 71-19722-00 K → 001 997 12 41 78x84x8 Graphit
2,0 OM 640.940 OM 640.941 OM 640.942	60-103 kW (82-140 PS)	A 160 CDI (169) A 180 CDI (169) A 200 CDI (169) B 180 CDI (245) B 200 CDI (245)	09/04-06/12	02-36245-01 ⑫ 08-37206-01 ⑬ ⑭	61-36245-00 640 016 07 20 84 Ø 1,15 mm MLS 	14-32212-01 000 016 00 69 (10x) 	15-36389-01 640 016 03 21 +640 016 05 21 	12-31306-01 000 053 46 58 (16x) 70-31306-00 000 053 46 58 16x	71-36388-00 640 098 06 80 	71-36387-00 640 142 05 80 	71-37206-00 640 014 04 22 	81-35035-00 K ← 166 997 02 46 40x62x8 ARD PTFE ACM	
2,1 M 166.995	103 kW (140 PS)	A 210 (168)	03/02-08/04		61-33065-00 166 016 02 20 85 Ø 0,7 mm MLS 	14-32213-01 266 016 02 69 (10x) 	71-35007-00 166 018 00 80 						
2,1 OM 611.961	100 kW (136 PS)	E 220 CDI (210)	05/99-03/03	01-31555-01 ⑫ ⑬ ⑮ 611 010 45 20 +611 010 06 05 +611 016 01 21 +611 016 02 21 (4x) +612 050 00 58 (4x) →12/99 01-31555-02 ⑫ ⑬ ⑮ 01/00→ 02-31555-01 611 010 45 20 →12/99 	61-34300-00 611 016 11 20 89 Ø 1,2 mm MLS 	14-32109-01 611 990 13 22 (10x) 	15-38449-02 646 016 12 21 +646 016 13 21 (4x) 	12-29491-01 612 050 00 58 (4x) 70-29491-00 000 053 42 58 16x	71-34249-00 611 141 01 80 →12/99 71-34473-00 611 094 00 80 01/00→ 	71-34251-00 611 142 07 80 	71-34037-00 646 014 03 22 Metall 	81-26248-10 K ← 023 997 84 47 45x67x8 A SL RD PTFE 81-90002-00 K → 611 010 01 14	


MERCEDÉS-BENZ													
2,1 OM 611.962 75 kW (102 PS)	C 200 CDI (203)	03/01-08/07	<p>01-31555-02 ¹² ¹³ ³⁵</p> <p>02-31555-02</p> <p></p> <p>08-34037-02 ¹³ ³⁵</p> <p>611 010 06 05</p>	<p>61-34300-00</p> <p>611 016 11 20</p> <p>89 Ø</p> <p>1,2 mm</p> <p>MLS</p> <p></p>	<p>14-32109-01</p> <p>611 990 13 22 (10x)</p> <p></p>	<p>15-38449-02</p> <p>646 016 12 21</p> <p>+646 016 13 21 (4x)</p> <p></p>	<p>12-29491-01</p> <p>612 050 00 58 (4x)</p> <p>70-29491-00</p> <p>000 053 42 58</p> <p>16x</p>	<p>71-34473-00</p> <p>611 094 00 80</p> <p>4x</p> <p></p>	<p>71-34251-00</p> <p>611 142 07 80</p> <p></p>	<p>71-34037-00</p> <p>646 014 03 22</p> <p>Metall</p> <p></p>	<p>81-26248-10 K ←</p> <p>023 997 84 47</p> <p>45x67x8</p> <p>A SL RD PTFE</p> <p>81-90002-00 K → </p> <p>611 010 01 14</p>		
2,1 OM 646.811 OM 646.812	100-125 kW (136-170 PS)	C 200 CDI (204) C 220 CDI (204)	01/07-12/11	<p>02-41128-01</p> <p>Mot.→30137884</p> <p></p> <p>08-34037-04 ¹³ ³⁵</p>	<p>61-37200-00</p> <p>646 016 17 20</p> <p>89 Ø</p> <p>1,2 mm</p> <p>MLS</p> <p>61-37200-10</p> <p>646 016 21 20</p> <p>89 Ø</p> <p>1,4 mm</p> <p>MLS</p> <p>61-37200-20</p> <p>646 016 20 20</p> <p>89,3 Ø</p> <p>1,2 mm</p> <p>MLS</p> <p>61-37200-30</p> <p>646 016 19 20</p> <p>89,3 Ø</p> <p>1,4 mm</p> <p>MLS</p> <p></p>	<p>14-32109-01</p> <p>611 990 13 22 (10x)</p> <p></p>	<p>15-41128-01</p> <p>Mot.→30137884</p> <p></p>	<p>12-29491-01</p> <p>612 050 00 58 (4x)</p> <p>70-29491-00</p> <p>000 053 42 58</p> <p>16x</p>	<p>71-34474-00</p> <p>611 098 03 80</p> <p>4x</p> <p></p>	<p>71-38452-00</p> <p>646 142 06 80</p> <p></p>	<p>71-34037-00</p> <p>646 014 03 22</p> <p>Metall</p> <p></p>	<p>81-26248-10 K ←</p> <p>023 997 84 47</p> <p>45x67x8</p> <p>A SL RD PTFE</p> <p>81-90002-00 K → </p> <p>611 010 01 14</p>	
2,1 OM 646.820 OM 646.821	100-125 kW (136-170 PS)	E 200 CDI (211) E 220 CDI (211)	03/03-07/09	<p>02-41128-01</p> <p>Mot.→30137874</p> <p></p> <p>02-38449-01</p> <p>Mot.30137875→</p> <p></p> <p>08-34037-04 ¹³ ³⁵</p>	<p>61-37200-00</p> <p>646 016 17 20</p> <p>89 Ø</p> <p>1,2 mm</p> <p>MLS</p> <p>61-37200-10</p> <p>646 016 21 20</p> <p>89 Ø</p> <p>1,4 mm</p> <p>MLS</p> <p>61-37200-20</p> <p>646 016 20 20</p> <p>89,3 Ø</p> <p>1,2 mm</p> <p>MLS</p> <p>61-37200-30</p> <p>646 016 19 20</p> <p>89,3 Ø</p> <p>1,4 mm</p> <p>MLS</p> <p></p>	<p>14-32109-01</p> <p>611 990 13 22 (10x)</p> <p></p>	<p>15-41128-01</p> <p>Mot.→30137874</p> <p></p> <p>15-38449-01</p> <p>ACM</p> <p>Mot.30137875→</p> <p></p>	<p>12-29491-01</p> <p>612 050 00 58 (4x)</p> <p>70-29491-00</p> <p>000 053 42 58</p> <p>16x</p>	<p>71-34474-00</p> <p>611 098 03 80</p> <p>4x</p> <p></p>	<p>71-38452-00</p> <p>646 142 06 80</p> <p></p>	<p>71-34037-00</p> <p>646 014 03 22</p> <p>Metall</p> <p></p>	<p>81-26248-10 K ←</p> <p>023 997 84 47</p> <p>45x67x8</p> <p>A SL RD PTFE</p> <p>81-90002-00 K → </p> <p>611 010 01 14</p>	
2,1 OM 646.951 OM 646.961 OM 646.962 OM 646.963 OM 646.966	75-110 kW (102-150 PS)	C 200 CDI (203) C 220 CDI (203) CLC 200 CDI (203) CLC 220 CDI (203) CLK 220 CDI (209) E 200 CDI (211) E 220 CDI (211)	02/01-06/11	<p>02-31555-02</p> <p></p> <p>08-34037-02 ¹³ ³⁵</p> <p>611 010 06 05</p>	<p>61-34300-00</p> <p>611 016 11 20</p> <p>89 Ø</p> <p>1,2 mm</p> <p>MLS</p> <p></p>	<p>14-32109-01</p> <p>611 990 13 22 (10x)</p> <p></p>	<p>15-38449-02</p> <p>646 016 12 21</p> <p>+646 016 13 21 (4x)</p> <p></p>	<p>12-29491-01</p> <p>612 050 00 58 (4x)</p> <p>70-29491-00</p> <p>000 053 42 58</p> <p>16x</p>	<p>71-34473-00</p> <p>611 094 00 80</p> <p>4x</p> <p></p>	<p>71-34251-00</p> <p>611 142 07 80</p> <p></p>	<p>71-34037-00</p> <p>646 014 03 22</p> <p>Metall</p> <p></p>	<p>81-26248-10 K ←</p> <p>023 997 84 47</p> <p>45x67x8</p> <p>A SL RD PTFE</p> <p>81-90002-00 K → </p> <p>611 010 01 14</p>	

MERCEDES-BENZ

Ltr.													
2,1 OM 646.980 OM 646.981 OM 646.982 OM 646.983 OM 646.984 OM 646.985 OM 646.986 OM 646.989 OM 646.990	65-110 kW (88-150 PS)	VIANO CDI VITO 109 CDI 111 CDI 115 CDI 209 CDI 211 CDI 213 CDI 215 CDI 309 CDI 311 CDI 313 CDI 315 CDI 411 CDI 413 CDI 415 CDI 509 CDI 511 CDI 513 CDI 515 CDI	09/03→ 	 02-31555-02 08-34037-02 ^(13 35) 611 010 06 05	 61-34300-00 611 016 11 20 89 Ø 1,2 mm MLS 	 14-32109-01 611 990 13 22 (10x) 	 15-38449-02 646 016 12 21 +646 016 13 21 (4x) 	 12-29491-01 612 050 00 58 (4x) 70-29491-00 000 053 42 58	 71-34474-00 611 098 03 80 16x 	 4x	 71-34251-00 611 142 07 80 	 71-34037-00 646 014 03 22 Metall 	 81-26248-10 K ← 023 997 84 47 45x67x8 A SL RD PTFE 81-90002-00 K →

MERCEDÉS-BENZ												
Ltr.												
2,1 OM 651.921 [NEW]	120-170 kW (163-231 PS)	C 220 BlueTEC (205) C 220 d (205) C 220 (204) C 250 BlueTEC / d (205) C 250 BlueTEC (205) C 300 BlueTEC / h (205) C 300 BlueTEC (205) GLC 220 d (253) GLC 250 d (253) S 300 BlueTEC Hybrid (222)	12/13→	 02-10010-01 ¹² 08-10771-01 ¹³	61-36950-00 651 016 02 20 84 Ø 1,35 mm MLS 61-36950-10 651 016 08 00 84 Ø 1,55 mm MLS	14-32322-01 651 016 04 69 (10x) 	71-10774-00 651 016 03 21	12-31306-01 000 053 46 58 (16x) 70-31306-00 000 053 46 58	16x 71-40436-00 651 091 00 60 	71-10775-00 651 142 18 80	71-10771-00 651 014 15 00 ACM	81-40458-00 K ← 014 997 26 46 60x75x8 A SL RD FPM 81-40459-00 K → 014 997 25 46 96x114x9 A SL LD FPM
2,1 OM 651.930 [NEW]	100-140 kW (136-190 PS)	A 200 CDI (176) A 220 CDI (176) B 200 CDI (246) B 220 CDI (246) CLA 200 CDI Shooting Brake (117) CLA 200 CDI (117) CLA 220 CDI Shooting Brake (117) CLA 220 CDI (117) GLA 200 CDI (156) GLA 220 CDI (156) GLA 220 d (156) V 200 CDI / d (447) V 200 CDI (447) V 220 CDI / d (447) V 220 CDI (447) V 250 BlueTEC (447) 114 CDI 114 CDI (447) 116 BlueTEC 116 CDI 116 CDI (447) 119 BlueTEC 119 BlueTEC (447)	11/11→	 02-10010-01 ¹² 08-10023-01 ¹³	61-36950-00 651 016 02 20 84 Ø 1,35 mm MLS 61-36950-10 651 016 08 00 84 Ø 1,55 mm MLS	14-32322-01 651 016 04 69 (10x) 	71-40438-00 651 016 00 21 Mot.→30963977 71-10774-00 651 016 03 21 Mot.30963978→	12-31306-01 000 053 46 58 (16x) 70-31306-00 000 053 46 58	16x 71-40436-00 651 091 00 60 	71-10775-00 651 142 18 80	70-31414-10 	81-40458-00 K ← 014 997 26 46 60x75x8 A SL RD FPM 81-40459-00 K ← 014 997 25 46 96x114x9 A SL LD FPM

MERCEDES-BENZ

Ltr.	Motor	Power	Model	Year	Part 1	Part 2	Part 3	Part 4	Part 5	Part 6	Part 7	Part 8	Part 9	Part 10	Part 11
2,1	OM 651.940 OM 651.955 OM 651.956 OM 651.957	70-120 kW (95-163 PS)	VIANO CDI 110 CDI 113 CDI 116 CDI 210 CDI 213 CDI 216 CDI 310 CDI 313 CDI 316 CDI 416 CDI 510 CDI 513 CDI 516 CDI	06/06→	02-36950-01 ⑫ Mot.→30963977 02-36950-02 ⑫ Mot.30963978→ 08-40443-02 ⑬	61-36950-00 651 016 02 20 84 Ø 1,35 mm MLS	14-32322-01 651 016 04 69 (10x)	71-40438-00 651 016 00 21 Mot.→30963977	12-31306-12 70-31306-00 000 053 46 58	16x 71-40436-00 651 091 00 60	71-40451-00 651 142 05 80 71-40447-00 ⚠ 651 096 04 80	71-10262-00 651 014 00 28	81-40458-00 K ← 014 997 26 46 60x75x8 A SL RD FPM 81-40459-00 K → 014 997 25 46 96x114x9 A SL LD FPM		
2,1	OM 651.960 OM 651.961	150 kW (204 PS)	GLE 250 d (166) ML 250 CDI (166) S 250 CDI (221)	01/11→	02-36950-01 ⑫ Mot.→30963977 02-36950-02 ⑫ Mot.30963978→ 08-40443-01 ⑬	61-36950-00 651 016 02 20 84 Ø 1,35 mm MLS	14-32322-01 651 016 04 69 (10x)	71-40438-00 651 016 00 21 Mot.→30963977	12-31306-12 70-31306-00 000 053 46 58	16x 71-40436-00 651 091 00 60	71-40451-00 651 142 05 80 71-40447-00 ⚠ 651 096 04 80	70-31414-10 71-10262-00 651 014 00 28	81-40458-00 K ← 014 997 26 46 60x75x8 A SL RD FPM 81-40459-00 K → 014 997 25 46 96x114x9 A SL LD FPM		
2,1	OM 651.980	150 kW (204 PS)	SLK 250 CDI	01/12→	02-36950-01 ⑫ 08-40437-01 ⑬	61-36950-00 651 016 02 20 84 Ø 1,35 mm MLS	14-32322-01 651 016 04 69 (10x)	71-40438-00 651 016 00 21	12-31306-12 70-31306-00 000 053 46 58	16x 71-40436-00 651 091 00 60	71-40451-00 651 142 05 80 71-40447-00 ⚠ 651 096 04 80	71-40437-00 651 014 00 80	81-40458-00 K ← 014 997 26 46 60x75x8 A SL RD FPM 81-40459-00 K → 014 997 25 46 96x114x9 A SL LD FPM		
2,2	M 111.960 M 111.961	110 kW (150 PS)	C 220 (202) E 220 (124) 220 CE (124) 220 E (124)	10/92-05/00	01-29105-01 ⑫ ⑬ 111 010 28 20 +111 010 31 08 +111 010 04 30 +119 050 01 58 02-29105-01 111 010 28 20  08-29170-01 ⑬ 111 010 31 08	61-29105-10 111 016 27 20 91 Ø 1,75 mm	14-32028-02 102 990 08 10 (10x)	15-31001-01 111 016 02 21 +111 016 07 21 (4x)	12-29491-01 612 050 00 58 (4x) 70-29491-00 000 053 42 58	16x 71-29176-00 111 141 07 80	71-29349-00 111 142 05 80	71-29170-10 111 014 01 22	81-26248-00 K ← 120 997 03 46 45x67x8 A SL RD FPM 81-26249-00 K → 017 997 74 47 93x114x13 A SL LD FPM		
2,2	M 115.920 M 115.921 M 115.922 M 115.924 M 115.927 M 115.928 M 115.932 M 115.933 M 115.934 M 115.935	48-77 kW (65-105 PS)	220 (115)	01/68→	02-24170-04 ⑫ 115 010 40 21 +115 050 00 67 +115 016 01 80 08-21407-12 ⑬ 115 010 20 05	61-24170-30 115 016 40 20 90 Ø 1,75 mm		71-23061-00 115 016 01 80	12-21918-05 115 050 00 67 70-20423-00 ES 000 053 19 58 70-21918-10 AS 000 053 31 58	4x 4x	71-17574-10 ⑦ 115 142 07 80	71-20731-30 ⚠ 110 492 04 80	71-21407-10 616 014 01 22	81-17328-20 K ← 011 997 22 47 45x74,5/79,5x12 A SL RD FPM 71-19722-00 K → 001 997 12 41 78x84x8 Graphit	
2,2	M 115.929	55 kW (75 PS)			02-24170-04 ⑫ 115 010 40 21 +115 050 00 67 +115 016 01 80 08-21407-12 ⑬ 115 010 20 05	61-24170-30 115 016 40 20 90 Ø 1,75 mm		71-23061-00 115 016 01 80	12-21918-05 115 050 00 67 70-20423-00 000 053 19 58 70-21918-10 000 053 31 58	4x 4x	71-17574-10 ⑦ 115 142 07 80	71-20731-30 ⚠ 110 492 04 80	71-21407-10 616 014 01 22	81-17328-20 K ← 011 997 22 47 45x74,5/79,5x12 A SL RD FPM 71-19722-00 K → 001 997 12 41 78x84x8 Graphit	




MERCEDENES-BENZ													
Ltr.			1	<p>01-26515-01 ⁽¹²⁾ ⁽¹³⁾ ⁽²²⁾ ⁽³⁰⁾ 601 010 47 20 +601 010 48 05 +102 050 00 58 +601 016 06 21 Mot.003361→</p> <p>01-26515-01 ⁽¹²⁾ ⁽¹³⁾ ⁽²¹⁾ ⁽³⁰⁾ 601 010 47 20 +601 010 48 05 +102 050 00 58 +601 016 06 21 Mot.028240→</p> <p>02-26220-04 ⁽²²⁾ 601 010 46 20 Mot.→003360</p> <p>02-26220-04 ⁽²¹⁾ 601 010 46 20 Mot.→028239</p> <p>02-26515-04 ⁽²²⁾ 601 010 47 20 Mot.003361→</p> <p>02-26515-04 ⁽²¹⁾ 601 010 47 20 Mot.028240→</p> <p>02-26515-05 ⁽¹²⁾ ⁽²¹⁾ 601 010 47 20 +102 050 00 58 +601 016 06 21 Mot.028240→</p> <p>02-26515-05 ⁽¹²⁾ ⁽²²⁾ 601 010 47 20 +102 050 00 58 +601 016 06 21 Mot.033361→</p> <p>08-26204-02 ⁽¹³⁾ 601 010 48 05</p>	<p>61-26220-10 ⁽²²⁾ 601 016 37 20 88 Ø 1,8 mm Mot.→003360</p> <p>61-26220-10 ⁽²¹⁾ 601 016 37 20 88 Ø 1,8 mm Mot.→028239</p> <p>61-26515-50 ⁽²²⁾ 601 016 29 20 88 Ø 1,75 mm Mot.003361→</p> <p>61-26515-50 ⁽²¹⁾ 601 016 29 20 88 Ø 1,75 mm Mot.028240→</p>	<p>14-32031-01 603 990 01 10 (4x) +603 990 02 10 (9x) +603 990 03 10 (5x)</p>	<p>71-26222-10 ⁽³⁰⁾ 601 016 06 21</p> <p>71-26492-10 ⁽²⁹⁾ 601 016 07 21</p>	<p>12-27214-03 102 050 00 58 70-27214-00 000 053 35 58 70-28424-10 102 053 02 58</p>	<p>71-26206-20 601 141 11 80</p> <p>4x</p> <p>4x</p>		<p>71-26219-00 601 142 02 80</p>	<p>71-26204-10 604 014 01 22</p> <p>71-34037-00 646 014 03 22 Metall</p>	<p>81-26248-10 K ← 023 997 84 47 45x67x8 A SL RD PTFE 81-25242-00 K → ⁽²²⁾ 008 997 26 47 93x117x12 A SL LD FPM Mot.→003360 81-25242-00 K → ⁽²¹⁾ 008 997 26 47 93x117x12 A SL LD FPM Mot.→028239 81-26249-00 K → ⁽²²⁾ 017 997 74 47 93x114x13 A SL LD FPM Mot.003361→ 81-26249-00 K → ⁽²¹⁾ 017 997 74 47 93x114x13 A SL LD FPM Mot.028240→</p>
2,2 OM 604.910	54 kW (72 PS)			<p>02-31660-01 604 010 06 20</p> <p>08-26204-03 ⁽¹³⁾ 604 010 08 05</p>	<p>61-31660-10 604 016 04 20 90 Ø</p> <p>61-31660-20 ^(X) 604 016 05 20 90 Ø 2 mm</p>	<p>14-32033-01 603 990 02 10 (14x) +603 990 03 10 (4x)</p>	<p>15-31648-01 604 016 02 21 +606 016 02 21 (4x)</p>	<p>12-31306-01 ⁽²²⁾ 000 053 46 58 (16x) Mot.→006455</p> <p>12-31306-01 ⁽²¹⁾ 000 053 46 58 (16x) Mot.→031329</p> <p>12-31306-02 ⁽²²⁾ 604 050 01 58 Mot.006456→</p> <p>12-31306-02 ⁽²¹⁾ 604 050 01 58 Mot.031330→</p> <p>70-31306-00 ⁽²²⁾ ES8/16x 000 053 46 58 Mot.006456→ Mot.→006455</p> <p>70-31306-00 ⁽²¹⁾ ES8/16x 000 053 46 58 Mot.031330→ Mot.→031329</p> <p>70-29491-00 ⁽²²⁾ AS 8x 000 053 42 58 Mot.006456→</p> <p>70-29491-00 ⁽²¹⁾ AS 8x 000 053 42 58 Mot.031330→</p>	<p>71-31647-00 604 141 01 60</p> <p>8x</p>	<p>71-31659-00 604 142 02 80</p>	<p>71-26204-10 604 014 01 22</p> <p>71-34037-00 646 014 03 22 Metall</p>	<p>81-26248-10 K ← 023 997 84 47 45x67x8 A SL RD PTFE 81-26249-00 K → 017 997 74 47 93x114x13 A SL LD FPM 81-90002-00 K → ⁽²⁾ 611 010 01 14</p>	

MERCEDÉS-BENZ													
Ltr.													
2,2 OM 604.912	55-70 kW (75-95 PS)	E 220 D (210)	06/95-03/02	02-31660-01 604 010 06 20 08-26204-03 ¹³ 604 010 08 05	61-31660-10 604 016 04 20 90 Ø 61-31660-20 ^X 604 016 05 20 90 Ø 2 mm 	14-32033-01 603 990 02 10 (14x) +603 990 03 10 (4x) 	15-31648-01 604 016 02 21 +606 016 02 21 (4x) 	12-31306-02 604 050 01 58 70-29491-00 AS 000 053 42 58 70-31306-00 ES 000 053 46 58 8x 8x 	71-31647-00 604 141 01 60 8x 	71-31659-00 604 142 02 80 	71-26204-10 604 014 01 22 71-34037-00 646 014 03 22 Metall 	81-26248-10 K ← 023 997 84 47 45x67x8 81-26249-00 K → 017 997 74 47 93x114x13 A SL LD FPM 81-90002-00 K → 611 010 01 14	
2,2 OM 611.960 OM 611.961	75-105 kW (102-143 PS)	C 200 CDI (202) C 220 CDI (202) E 200 CDI (210) E 220 CDI (210)	09/97-03/03	01-31555-01 ^{12 13 35} 611 010 45 20 +611 010 06 05 +611 016 01 21 +611 016 02 21 (4x) +612 050 00 58 (4x) →12/99 01-31555-02 ^{12 13 35} 01/00→ 02-31555-01 611 010 45 20 →12/99 02-31555-02 01/00→ 08-34037-02 ^{13 35} 611 010 06 05	61-34300-00 611 016 11 20 89 Ø 1,2 mm MLS 	14-32109-01 611 990 13 22 (10x) 	15-38449-02 646 016 12 21 +646 016 13 21 (4x) 	12-29491-01 612 050 00 58 (4x) 70-29491-00 000 053 42 58	71-34249-00 611 141 01 80 →12/99 71-34473-00 611 094 00 80 01/00→ 16x 4x 	71-34251-00 611 142 07 80 	71-34037-00 646 014 03 22 Metall 	81-26248-10 K ← 023 997 84 47 45x67x8 81-26249-00 K → 017 997 74 47 93x114x13 A SL LD FPM 81-90002-00 K → 611 010 01 14	
2,2 OM 611.961	92 kW (125 PS)	E 220 CDI (210)	06/98-07/99	01-31555-01 ^{12 13 35} 611 010 45 20 +611 010 06 05 +611 016 01 21 +611 016 02 21 (4x) +612 050 00 58 (4x) 02-31555-01 611 010 45 20 08-34037-02 ^{13 35} 611 010 06 05	61-34300-00 611 016 11 20 89 Ø 1,2 mm MLS 	14-32109-01 611 990 13 22 (10x) 	15-38449-02 646 016 12 21 +646 016 13 21 (4x) 	12-29491-01 612 050 00 58 (4x) 70-29491-00 000 053 42 58	71-34249-00 611 141 01 80 16x 	71-34251-00 611 142 07 80 	71-34037-00 646 014 03 22 Metall 	81-26248-10 K ← 023 997 84 47 45x67x8 81-26249-00 K → 017 997 74 47 93x114x13 A SL LD FPM 81-90002-00 K → 611 010 01 14	
2,2 OM 611.962	85-105 kW (116-143 PS)	C 200 CDI (203) C 220 CDI (203)	05/00-08/07	01-31555-02 ^{12 13 35} 02-31555-02 08-34037-02 ^{13 35} 611 010 06 05	61-34300-00 611 016 11 20 89 Ø 1,2 mm MLS 	14-32109-01 611 990 13 22 (10x) 	15-38449-02 646 016 12 21 +646 016 13 21 (4x) 	12-29491-01 612 050 00 58 (4x) 70-29491-00 000 053 42 58	71-34473-00 611 094 00 80 16x 4x 	71-34251-00 611 142 07 80 	71-34037-00 646 014 03 22 Metall 	81-26248-10 K ← 023 997 84 47 45x67x8 81-26249-00 K → 017 997 74 47 93x114x13 A SL LD FPM 81-90002-00 K → 611 010 01 14	







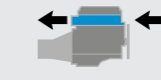
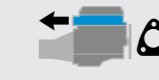



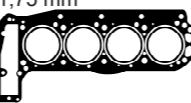



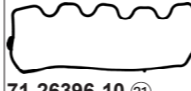






MERCEDÉS-BENZ													
2,2 OM 611.980 OM 611.981 OM 611.987	60-95 kW (82-129 PS)	V 200 CDI (638) V 220 CDI (638) 112 CDI 208 CDI 211 CDI 213 CDI 308 CDI 311 CDI 313 CDI 408 CDI 411 CDI 413 CDI	03/99-05/06	<p>01-31555-02 ⁽¹²⁾ ⁽¹³⁾ ⁽³⁵⁾</p> <p>02-31555-02</p> <p>08-34037-02 ⁽¹³⁾ ⁽³⁵⁾</p> <p>611 010 06 05</p>	<p>61-34300-00</p> <p>611 016 11 20 89 Ø 1,2 mm MLS</p>	<p>14-32109-01</p> <p>611 990 13 22 (10x)</p>	<p>15-38449-02</p> <p>646 016 12 21 +646 016 13 21 (4x)</p>	<p>12-29491-01</p> <p>612 050 00 58 (4x)</p> <p>70-29491-00</p> <p>000 053 42 58</p>	<p>71-34474-00</p> <p>611 098 03 80</p> <p>16x</p>	<p>4x</p>	<p>71-34251-00</p> <p>611 142 07 80</p>	<p>71-34037-00</p> <p>646 014 03 22 Metall</p>	<p>81-26248-10 K ←</p> <p>023 997 84 47 45x67x8 A SL RD PTFE 81-90002-00 K → </p> <p>611 010 01 14</p>
2,2 OM 615.912	44 kW (60 PS)	220 D (115)	01/68-01/77	<p>01-24050-04 ⁽¹²⁾ ⁽¹³⁾ ⁽²²⁾</p> <p>615 010 98 21 +615 010 99 07 +615 050 00 67 Mot.→041191</p> <p>01-24050-04 ⁽¹²⁾ ⁽¹³⁾ ⁽²¹⁾</p> <p>615 010 98 21 +615 010 99 07 +615 050 00 67 Mot.→379190</p> <p>01-24060-03 ⁽¹²⁾ ⁽¹³⁾ ⁽²²⁾</p> <p>615 010 97 21 +615 010 99 07 +615 050 00 67 Mot.041192→</p> <p>01-24060-03 ⁽¹²⁾ ⁽¹³⁾ ⁽²¹⁾</p> <p>615 010 97 21 +615 010 99 07 +615 050 00 67 Mot.379191→</p> <p>02-24050-06 ⁽¹²⁾ ⁽²²⁾</p> <p>615 010 98 21 +615 050 00 67 +615 016 00 80 Mot.→041191</p> <p>02-24050-06 ⁽¹²⁾ ⁽²¹⁾</p> <p>615 010 98 21 +615 050 00 67 +615 016 00 80 Mot.→379190</p> <p>02-24060-05 ⁽¹²⁾ ⁽²²⁾</p> <p>615 010 97 21 +615 016 00 80 +615 050 00 67 Mot.041192→</p> <p>02-24060-05 ⁽¹²⁾ ⁽²¹⁾</p> <p>615 010 97 21 +615 016 00 80 +615 050 00 67 Mot.379191→</p> <p>08-21407-11 ⁽¹³⁾ ⁽²²⁾</p> <p>615 010 99 07 Mot.041192→</p> <p>08-21407-11 ⁽¹³⁾ ⁽²¹⁾</p> <p>615 010 99 07 Mot.379191→</p>	<p>61-24050-30 ⁽²²⁾</p> <p>615 016 21 20 89 Ø 1,75 mm Mot.→041191</p> <p>61-24050-30 ⁽²¹⁾</p> <p>615 016 21 20 89 Ø 1,75 mm Mot.→379190</p> <p>61-24060-40 ⁽²²⁾</p> <p>615 016 20 20 89 Ø 1,75 mm Mot.041192→</p> <p>61-24060-40 ⁽²¹⁾</p> <p>615 016 20 20 89 Ø 1,75 mm Mot.379191→</p>	<p>71-23043-00</p> <p>615 016 00 80</p>	<p>12-20315-03</p> <p>615 050 00 67</p> <p>70-20315-20</p> <p>000 053 22 58</p>	<p>8x</p>	<p>71-25883-20 ⁽⁷⁾</p> <p>615 142 04 80</p>	<p>71-20731-30 ^(A)</p> <p>110 492 04 80</p>	<p>71-21407-10</p> <p>616 014 01 22</p>	<p>81-17328-20 K ←</p> <p>011 997 22 47 45x74,5/79,5x12 A SL RD FPM 71-19722-00 K →</p> <p>001 997 12 41 78x84x8 Graphit</p>	
2,2 OM 615.941	44-49 kW (60-67 PS)	220 D (123)	01/76-03/79	<p>01-24060-03 ⁽¹²⁾ ⁽¹³⁾</p> <p>615 010 97 21 +615 010 99 07 +615 050 00 67</p> <p>02-24060-05 ⁽¹²⁾</p> <p>615 010 97 21 +615 016 00 80 +615 050 00 67</p> <p>08-21407-11 ⁽¹³⁾</p> <p>615 010 99 07</p>	<p>61-24060-40</p> <p>615 016 20 20 89 Ø 1,75 mm</p>	<p>71-23043-00</p> <p>615 016 00 80</p>	<p>12-20315-03</p> <p>615 050 00 67</p> <p>70-20315-20</p> <p>000 053 22 58</p>	<p>8x</p>	<p>71-25883-20 ⁽⁷⁾</p> <p>615 142 04 80</p>	<p>71-20731-30 ^(A)</p> <p>110 492 04 80</p>	<p>71-21407-10</p> <p>616 014 01 22</p>	<p>81-17328-20 K ←</p> <p>011 997 22 47 45x74,5/79,5x12 A SL RD FPM 71-19722-00 K →</p> <p>001 997 12 41 78x84x8 Graphit</p>	

MERCEDÉS-BENZ													
Ltr.													
2,2 OM 646.961 OM 646.963 OM 646.966	100 kW (136 PS)	C 220 CDI (203) CLK 220 CDI (209) E 220 CDI (211)	03/02-05/09	02-31555-02 08-34037-02 ¹³ ³⁵ 611 010 06 05	61-34300-00 611 016 11 20 89 Ø 1,2 mm MLS 	14-32109-01 611 990 13 22 (10x) 	15-38449-02 646 016 12 21 +646 016 13 21 (4x) 	12-29491-01 612 050 00 58 (4x) 70-29491-00 000 053 42 58 16x 	71-34473-00 611 094 00 80 4x 	71-34251-00 611 142 07 80 	71-34037-00 646 014 03 22 Metall 	81-26248-10 K ← 023 997 84 47 45x67x8 A SL RD PTFE 81-90002-00 K → 611 010 01 14	
2,2 OM 651.911	120 kW (163 PS)	E 220 CDI (207)	07/14→	02-36950-01 ¹² Mot.→30963977 02-36950-02 ¹² Mot.30963978→ 08-40437-01 ¹³ Mot.→30599999 08-10068-01 ¹³ Mot.30600000→	61-36950-00 651 016 02 20 84 Ø 1,35 mm MLS 	14-32322-01 651 016 04 69 (10x) 	71-40438-00 651 016 00 21 Mot.→30963977 71-10774-00 651 016 03 21 Mot.30963978→	12-31306-12 70-31306-00 000 053 46 58 16x 	71-40436-00 651 091 00 60 	71-40451-00 651 142 05 80 71-40447-00 651 096 04 80 	71-40437-00 651 014 00 80 Mot.→30599999 71-10068-00 651 014 02 80 Mot.30600000→ 	81-40458-00 K ← 014 997 26 46 60x75x8 A SL RD FPM 81-40459-00 K → 014 997 25 46 96x114x9 A SL LD FPM	
2,2 OM 651.940	100-120 kW (136-163 PS)	VIANO CDI 113 CDI 116 CDI	07/10→	02-36950-01 ¹² Mot.→30963977 02-36950-02 ¹² Mot.30963978→ 08-40443-02 ¹³	61-36950-00 651 016 02 20 84 Ø 1,35 mm MLS 	14-32322-01 651 016 04 69 (10x) 	71-40438-00 651 016 00 21 Mot.→30963977 71-10774-00 651 016 03 21 Mot.30963978→	12-31306-12 70-31306-00 000 053 46 58 16x 	71-40436-00 651 091 00 60 	71-40451-00 651 142 05 80 71-40447-00 651 096 04 80 	71-10262-00 651 014 00 28 	81-40458-00 K ← 014 997 26 46 60x75x8 A SL RD FPM 81-40459-00 K → 014 997 25 46 96x114x9 A SL LD FPM	

MERCEDES-BENZ

Ltr.    1

2,3 M 102.942 70 kW (95 PS) 210 310 04/77-02/96

									
<p>02-25225-12 102 010 64 41</p> <p></p> <p>08-26543-08 (13) (22) 102 010 30 05 Mot.→000614</p> <p>08-26543-08 (13) (21) 102 010 30 05 Mot.→008804</p> <p>08-26543-10 (13) (22) 102 010 32 05 Mot.000615→</p> <p>08-26543-10 (13) (21) 102 010 32 05 Mot.008805→</p>	<p>61-25225-40 102 016 28 20 97,5 Ø 1,75 mm</p> <p></p>	<p>14-32026-01 615 990 02 12 (10x)</p> <p></p>	<p>71-25168-10 (22) 102 016 11 21 Mot.→000614</p> <p></p> <p>71-25168-10 (21) 102 016 11 21 Mot.→0008804</p> <p></p> <p>71-26396-10 (22) 102 016 12 21 Mot.000615→</p> <p></p> <p>71-26396-10 (21) 102 016 12 21 Mot.008805→</p> <p></p>	<p>12-25227-03 102 050 01 58</p> <p>70-25227-10 ES 4x 102 053 16 58</p> <p>70-25228-10 AS 4x 102 053 03 58</p>	<p>71-25529-10 102 141 35 80</p> <p></p>		<p>71-25226-20 4x 102 142 14 80</p> <p></p> <p>71-27003-10 (22) (A) 123 492 03 80 Mot.→000614</p> <p></p> <p>71-27003-10 (21) (A) 123 492 03 80 Mot.→008804</p> <p></p>	<p>71-26543-10 4x 102 014 07 22</p> <p></p>	<p>81-21023-30 K ← 006 997 12 47 45x67x13 AB SL RD FPM</p> <p>81-26248-00 K ← 120 997 03 46 45x67x8 A SL RD FPM</p> <p>81-26249-00 K → 008 997 26 47 93x117x12 A SL LD FPM</p> <p>81-26249-00 K → 017 997 74 47 93x114x13 A SL LD FPM</p> <p>81-21023-30 K (22) 006 997 12 47 45x67x13 AB SL RD FPM Mot.→000614</p> <p>81-25242-00 K (22) 008 997 26 47 93x117x12 A SL LD FPM Mot.→000614</p> <p>81-21023-30 K (21) 006 997 12 47 45x67x13 AB SL RD FPM Mot.→008804</p> <p>81-25242-00 K (21) 008 997 26 47 93x117x12 A SL LD FPM Mot.→008804</p> <p>81-26248-00 K (22) 120 997 03 46 45x67x8 A SL RD FPM Mot.000615→</p> <p>81-26249-00 K (22) 017 997 74 47 93x114x13 A SL LD FPM Mot.000615→</p> <p>81-26248-00 K (21) 120 997 03 46 45x67x8 A SL RD FPM Mot.008805→</p> <p>81-26249-00 K (21) 017 997 74 47 93x114x13 A SL LD FPM Mot.008805→</p>

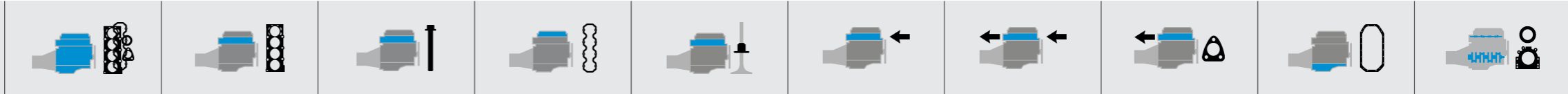
MERCEDES-BENZ												
Ltr.			1	<p>02-25225-12 102 010 64 41</p> <p></p> <p>08-26543-08 ⁽¹³⁾ ⁽²²⁾ 102 010 30 05 Mot.→000074</p> <p>08-26543-08 ⁽¹³⁾ ⁽²¹⁾ 102 010 30 05 Mot.→000876</p> <p>08-26543-10 ⁽¹³⁾ ⁽²²⁾ 102 010 32 05 Mot.000075→</p> <p>08-26543-10 ⁽¹³⁾ ⁽²¹⁾ 102 010 32 05 Mot.000877→</p>	<p>61-25225-40 102 016 28 20 97,5 Ø 1,75 mm</p>	<p>14-32026-01 615 990 02 12 (10x)</p>	<p>71-25168-10 ⁽²²⁾ 102 016 11 21 Mot.→000074</p> <p>71-25168-10 ⁽²¹⁾ 102 016 11 21 Mot.→000876</p> <p>71-26396-10 ⁽²²⁾ 102 016 12 21 Mot.000075→</p> <p>71-26396-10 ⁽²¹⁾ 102 016 12 21 Mot.000877→</p>	<p>12-25227-03 102 050 01 58</p> <p>70-25227-10 ES 102 053 16 58</p> <p>70-25228-10 AS 102 053 03 58</p>	<p>71-25529-10 102 141 35 80</p>	<p>71-25226-20 102 142 14 80</p> <p>71-27003-10 ⁽²²⁾ ^(A) 123 492 03 80 Mot.→000074</p> <p>71-27003-10 ⁽²¹⁾ ^(A) 123 492 03 80 Mot.→000876</p>	<p>71-26543-10 102 014 07 22</p>	<p>81-21023-30 K ← ⁽²²⁾ 006 997 12 47 45x67x13 AB SL RD FPM Mot.→000074</p> <p>81-21023-30 K ← ⁽²¹⁾ 006 997 12 47 45x67x13 AB SL RD FPM Mot.→000876</p> <p>81-26248-00 K ← ⁽²²⁾ 120 997 03 46 45x67x8 A SL RD FPM Mot.000075→</p> <p>81-26249-00 K ← ⁽²²⁾ 017 997 74 47 93x114x13 A SL LD FPM Mot.000075→</p> <p>81-26248-00 K ← ⁽²¹⁾ 120 997 03 46 45x67x8 A SL RD FPM Mot.000877→</p> <p>81-25242-00 K → ⁽²²⁾ 008 997 26 47 93x117x12 A SL LD FPM Mot.→000074</p> <p>81-25242-00 K → ⁽²¹⁾ 008 997 26 47 93x117x12 A SL LD FPM Mot.→000876</p> <p>81-26249-00 K → ⁽²¹⁾ 017 997 74 47 93x114x13 A SL LD FPM Mot.000877→</p>
2,3 M 102.945 M 102.946 M 102.958	70-79 kW (95-107 PS)	T1 310 210	01/89→	<p>02-25225-12 102 010 64 41</p> <p></p> <p>08-26543-10 ⁽¹³⁾ 102 010 32 05</p>	<p>61-25225-40 102 016 28 20 97,5 Ø 1,75 mm</p>	<p>14-32026-01 615 990 02 12 (10x)</p>	<p>71-26396-10 102 016 12 21</p>	<p>12-25227-03 102 050 01 58</p> <p>70-25227-10 ES 102 053 16 58</p> <p>70-25228-10 AS 102 053 03 58</p>	<p>71-25529-10 102 141 35 80</p>	<p>71-25226-20 102 142 14 80</p>	<p>71-26543-10 102 014 07 22</p>	<p>81-26248-00 K ← 120 997 03 46 45x67x8 A SL RD FPM</p> <p>81-26249-00 K → 017 997 74 47 93x114x13 A SL LD FPM</p>
2,3 M 102.955	63 kW (86 PS)				<p>61-26495-10 102 016 26 20 97,5 Ø 1,82 mm</p>		<p>15-26494-01 102 010 20 80</p>		<p>71-26978-00 2x 102 141 21 80</p>	<p>71-27639-00 4x 102 142 08 80</p>	<p>71-26543-10 102 014 07 22</p>	<p>81-26248-00 K ← 120 997 03 46 45x67x8 A SL RD FPM</p> <p>81-26249-00 K → 017 997 74 47 93x114x13 A SL LD FPM</p>

MERCEDES-BENZ												
Ltr.			1	 02-25225-12 102 010 64 41 08-26543-08 ¹³ 102 010 30 05 Mot.→000649 08-26543-10 ¹³ 102 010 32 05 Mot.000650→	 61-25225-40 102 016 28 20 97,5 Ø 1,75 mm 	 14-32026-01 615 990 02 12 (10x) 	 71-25168-10 102 016 11 21 Mot.→000649 71-26396-10 102 016 12 21 Mot.000650→ 	 12-25227-03 102 050 01 58 70-25227-10 102 053 16 58 70-25228-10 102 053 03 58	 71-25529-10 102 141 35 80 4x 4x	 71-25226-20 102 142 14 80 71-27003-10 ¹³ 123 492 03 80 Mot.→000649 	 71-26543-10 102 014 07 22 	 81-21023-30 K ← 006 997 12 47 45x67x13 AB SL RD FPM Mot.→000649 81-26248-00 K ← 120 997 03 46 45x67x8 A SL RD FPM Mot.000650→ 81-25242-00 K → 008 997 26 47 93x117x12 A SL LD FPM Mot.→000649 81-26249-00 K → 017 997 74 47 93x114x13 A SL LD FPM Mot.000650→
2,3 M 102.979 M 102.996	90-92 kW (122-125 PS) G 230 E (460) G 230 E (461)	05/87→	 02-25225-14 102 010 62 41 08-26543-12 ¹³ 102 010 34 05	 61-25225-40 102 016 28 20 97,5 Ø 1,75 mm 	 14-32026-01 615 990 02 12 (10x) 	 71-25168-10 ²⁹ 102 016 11 21 71-26396-10 ³⁰ 102 016 12 21 	 12-25227-03 102 050 01 58 70-25227-10 ES 102 053 16 58 70-25228-10 AS 102 053 03 58	 71-25198-10 102 141 27 80 4x 71-29087-00 102 141 24 80 4x 	 71-25226-20 102 142 14 80 71-26564-10 102 142 15 80 	 71-26543-10 102 014 07 22 	 81-26248-00 K ← 120 997 03 46 45x67x8 A SL RD FPM 81-26249-00 K → 017 997 74 47 93x114x13 A SL LD FPM	

MERCEDES-BENZ

Ltr.

2,3 M 102.980 100 kW (136 PS) 230 CE (123) 230 E (123) 04/80-12/85



01-25225-03 ⁽¹²⁾ ⁽¹³⁾ ⁽²²⁾ ⁽²⁹⁾
 102 010 68 41
 +102 010 30 05
 +102 050 01 58
 +102 016 11 21
 Mot.→133269
01-25225-03 ⁽¹²⁾ ⁽¹³⁾ ⁽²¹⁾ ⁽²⁹⁾
 102 010 68 41
 +102 010 30 05
 +102 050 01 58
 +102 016 11 21
 Mot.→176550
01-25225-04 ⁽¹²⁾ ⁽¹³⁾ ⁽²²⁾ ⁽³⁰⁾
 102 010 68 41
 +102 010 30 05
 +102 050 01 58
 +102 016 12 21
 Mot.113269→
01-25225-04 ⁽¹²⁾ ⁽¹³⁾ ⁽²¹⁾ ⁽³⁰⁾
 102 010 68 41
 +102 010 30 05
 +102 050 01 58
 +102 016 12 21
 Mot.176551→
02-25225-15 ⁽¹²⁾ ⁽²²⁾
 102 010 68 41
 +102 050 01 58
 +102 016 11 21
 Mot.→113486
02-25225-15 ⁽¹²⁾ ⁽²¹⁾
 102 010 68 41
 +102 050 01 58
 +102 016 11 21
 Mot.→155371
02-25225-11
 102 010 68 41

08-26543-08 ⁽¹³⁾ ⁽²²⁾
 102 010 30 05
 Mot.→133269
08-26543-08 ⁽¹³⁾ ⁽²¹⁾
 102 010 30 05
 Mot.→176550
08-26543-10 ⁽¹³⁾ ⁽²²⁾
 102 010 32 05
 Mot.133269→
08-26543-10 ⁽¹³⁾ ⁽²¹⁾
 102 010 32 05
 Mot.176551→

61-25225-40
 102 016 28 20
 97,5 Ø
 1,75 mm

14-32026-01
 615 990 02 12 (10x)

71-25168-10 ⁽²²⁾ ⁽²⁹⁾
 102 016 11 21
 Mot.→133486

71-25168-10 ⁽²¹⁾ ⁽²⁹⁾
 102 016 11 21
 Mot.→155371

71-26396-10 ⁽²²⁾ ⁽³⁰⁾
 102 016 12 21
 Mot.113486→

71-26396-10 ⁽²¹⁾ ⁽³⁰⁾
 102 016 12 21
 Mot.155372→

12-25227-03
 102 050 01 58
70-25227-10 ES 4x
 102 053 16 58
70-25228-10 AS 4x
 102 053 03 58

71-25198-10
 102 141 27 80

71-25226-20 4x
 102 142 14 80

71-27003-10 ^(A)
 123 492 03 80

71-26543-10 4x
 102 014 07 22

81-21023-30 K ← ⁽²²⁾
 006 997 12 47
 45x67x13
 AB SL RD FPM
 Mot.→133269
81-21023-30 K ← ⁽²¹⁾
 006 997 12 47
 45x67x13
 AB SL RD FPM
 Mot.→176550
81-26248-00 K ← ⁽²²⁾
 120 997 03 46
 45x67x8
 A SL RD FPM
 Mot.133269→
81-26248-00 K ← ⁽²¹⁾
 120 997 03 46
 45x67x8
 A SL RD FPM
 Mot.176551→
81-26249-00 K → ⁽²²⁾
 017 997 74 47
 93x114x13
 A SL LD FPM
 Mot.133269→
81-26249-00 K → ⁽²¹⁾
 017 997 74 47
 93x114x13
 A SL LD FPM
 Mot.176551→



MERCEDÉS-BENZ													
Ltr.													
2,3 M 102.981	92 kW (125 PS)	G 230 E (460)	04/82-08/92	<p>02-25225-13 102 010 65 41</p> <p></p> <p>08-26543-08 ⁽¹³⁾ ⁽²²⁾ 102 010 30 05 Mot.→000357</p> <p>08-26543-08 ⁽¹³⁾ ⁽²¹⁾ 102 010 30 05 Mot.→002916</p> <p>08-26543-10 ⁽¹³⁾ ⁽²²⁾ 102 010 32 05 Mot.000358→</p> <p>08-26543-10 ⁽¹³⁾ ⁽²¹⁾ 102 010 32 05 Mot.002917→</p>	<p>61-25225-40 102 016 28 20 97,5 Ø 1,75 mm</p>	<p>14-32026-01 615 990 02 12 (10x)</p>	<p>71-25168-10 ⁽²²⁾ 102 016 11 21 Mot.→000270</p> <p>71-25168-10 ⁽²¹⁾ 102 016 11 21 Mot.→002439</p> <p>71-26396-10 ⁽²²⁾ 102 016 12 21 Mot.000271→</p> <p>71-26396-10 ⁽²¹⁾ 102 016 12 21 Mot.002440→</p>	<p>12-25227-03 102 050 01 58</p> <p>70-25227-10 ES 102 053 16 58</p> <p>70-25228-10 AS 102 053 03 58</p>	<p>71-25198-10 102 141 27 80</p>	<p>71-25226-20 102 142 14 80</p>	<p>71-26543-10 102 014 07 22</p>	<p>81-21023-30 K ← ⁽²¹⁾ 006 997 12 47 45x67x13 AB SL RD FPM Mot.→002916</p> <p>81-21023-30 K ← ⁽²²⁾ 006 997 12 47 45x67x13 AB SL RD FPM Mot.→00357</p> <p>81-26248-00 K ← ⁽²²⁾ 120 997 03 46 45x67x8 A SL RD FPM Mot.000358→</p> <p>81-26248-00 K ← ⁽²¹⁾ 120 997 03 46 45x67x8 A SL RD FPM Mot.002917→</p> <p>81-25242-00 K → ⁽²²⁾ 008 997 26 47 93x117x12 A SL LD FPM Mot.→000357</p> <p>81-25242-00 K → ⁽²¹⁾ 008 997 26 47 93x117x12 A SL LD FPM Mot.→002916</p> <p>81-26249-00 K → ⁽²²⁾ 017 997 74 47 93x114x13 A SL LD FPM Mot.000358→</p> <p>81-26249-00 K → ⁽²¹⁾ 017 997 74 47 93x114x13 A SL LD FPM Mot.002917→</p>	
2,3 M 102.982	97-100 kW (132-136 PS)	230 CE (124) 230 E (124)	12/84-06/93	<p>02-25225-14 102 010 62 41</p> <p></p> <p>08-26543-09 ⁽¹³⁾ ⁽²²⁾ 102 010 33 05 Mot.→041522</p> <p>08-26543-09 ⁽¹³⁾ ⁽²¹⁾ 102 010 33 05 Mot.→044037</p> <p>08-26543-12 ⁽¹³⁾ ⁽²²⁾ 102 010 34 05 Mot.041523→</p> <p>08-26543-12 ⁽¹³⁾ ⁽²¹⁾ 102 010 34 05 Mot.044038→</p>	<p>61-25225-40 102 016 28 20 97,5 Ø 1,75 mm</p>	<p>14-32026-01 615 990 02 12 (10x)</p>	<p>71-25168-10 ⁽²⁹⁾ 102 016 11 21</p> <p>71-26396-10 ⁽³⁰⁾ 102 016 12 21</p>	<p>12-25227-03 102 050 01 58</p> <p>70-25227-10 ES 102 053 16 58</p> <p>70-25228-10 AS 102 053 03 58</p>	<p>71-25198-10 102 141 27 80</p>	<p>71-25226-20 102 142 14 80</p>	<p>71-26564-10 102 142 15 80</p>	<p>71-26543-10 102 014 07 22</p>	<p>81-21023-30 K ← ⁽²²⁾ 006 997 12 47 45x67x13 AB SL RD FPM Mot.→041522</p> <p>81-21023-30 K ← ⁽²¹⁾ 006 997 12 47 45x67x13 AB SL RD FPM Mot.→044037</p> <p>81-26248-00 K ← ⁽²²⁾ 120 997 03 46 45x67x8 A SL RD FPM Mot.041523→</p> <p>81-26248-00 K ← ⁽²¹⁾ 120 997 03 46 45x67x8 A SL RD FPM Mot.044038→</p> <p>81-26249-00 K → 017 997 74 47 93x114x13 A SL LD FPM</p>

MERCEDÉS-BENZ													
2,3 M 102.983	125-136 kW (170-185 PS)	190 E (201)	04/84-08/88	<p>02-26495-03 102 010 70 41</p> <p>08-26543-11 ¹³ ²² 102 010 36 05 Mot.→001212</p> <p>08-26543-11 ¹³ ²¹ 102 010 36 05 Mot.→014242</p> <p>08-26543-07 ¹³ ²² 102 010 37 05 Mot.001213→</p> <p>08-26543-07 ¹³ ²¹ 102 010 37 05 Mot.014243→</p>	<p>61-26495-10 102 016 26 20 97,5 Ø 1,82 mm</p>		<p>15-26494-01 102 010 20 80</p>	<p>12-26503-01 102 050 01 67 70-26503-00 ES 102 053 06 58 70-26504-00 AS 102 053 07 58</p> <p>8x</p> <p>8x</p>	<p>71-26978-00 2x 102 141 21 80</p>		<p>71-27639-00 4x 102 142 08 80</p>	<p>71-26543-10 102 014 07 22</p>	<p>81-21023-30 K ← ²² 006 997 12 47 45x67x13 AB SL RD FPM Mot.→001212</p> <p>81-21023-30 K ← ²¹ 006 997 12 47 45x67x13 AB SL RD FPM Mot.→014242</p> <p>81-26248-00 K ← ²² 120 997 03 46 45x67x8 A SL RD FPM Mot.001213→</p> <p>81-26248-00 K ← ²¹ 120 997 03 46 45x67x8 A SL RD FPM Mot.014243→</p> <p>81-26249-00 K → 017 997 74 47 93x114x13 A SL LD FPM</p>
2,3 M 102.985	97-100 kW (132-136 PS)	190 E (201)	09/86-08/93	<p>02-25225-14 102 010 62 41</p> <p>08-26543-09 ¹³ ²¹ 102 010 33 05 Mot.→004068</p> <p>08-26543-09 ¹³ ²² 102 010 33 05 Mot.→038195</p> <p>08-26543-12 ¹³ ²¹ 102 010 34 05 Mot.004069→</p> <p>08-26543-12 ¹³ ²² 102 010 34 05 Mot.038196→</p>	<p>61-25225-40 102 016 28 20 97,5 Ø 1,75 mm</p>	<p>14-32026-01 615 990 02 12 (10x)</p>	<p>71-25168-10 ²⁹ 102 016 11 21</p>	<p>12-25227-03 102 050 01 58 70-25227-10 ES 102 053 16 58 70-25228-10 AS 102 053 03 58</p> <p>4x</p> <p>4x</p>	<p>71-25198-10 102 141 27 80</p>	<p>71-25226-20 3x 102 142 14 80</p>	<p>71-26564-10 102 142 15 80</p>	<p>71-26543-10 102 014 07 22</p>	<p>81-21023-30 K ← ²¹ 006 997 12 47 45x67x13 AB SL RD FPM Mot.→004068</p> <p>81-21023-30 K ← ²² 006 997 12 47 45x67x13 AB SL RD FPM Mot.→038195</p> <p>81-26248-00 K ← ²¹ 120 997 03 46 45x67x8 A SL RD FPM Mot.004069→</p> <p>81-26248-00 K ← ²² 120 997 03 46 45x67x8 A SL RD FPM Mot.038196→</p> <p>81-26249-00 K → 017 997 74 47 93x114x13 A SL LD FPM</p>
2,3 M 102.987 M 102.997	90-92 kW (122-125 PS)	G 230 E (460) G 230 E (461)	04/82→	<p>02-25225-13 102 010 65 41</p> <p>08-26543-10 ¹³ 102 010 32 05</p>	<p>61-25225-40 102 016 28 20 97,5 Ø 1,75 mm</p>	<p>14-32026-01 615 990 02 12 (10x)</p>	<p>71-26396-10 102 016 12 21</p>	<p>12-25227-03 102 050 01 58 70-25227-10 ES 102 053 16 58 70-25228-10 AS 102 053 03 58</p> <p>4x</p> <p>4x</p>	<p>71-25198-10 102 141 27 80</p>	<p>71-25226-20 4x 102 142 14 80</p>	<p>71-26543-10 102 014 07 22</p>	<p>81-26248-00 K ← 120 997 03 46 45x67x8 A SL RD FPM</p> <p>81-26249-00 K → 017 997 74 47 93x114x13 A SL LD FPM</p>	
2,3 M 102.989	92-93 kW (125-126 PS)	G 230 E (460) G 230 E (463)	04/82-06/93	<p>02-25225-13 102 010 65 41</p> <p>08-26543-10 ¹³ 102 010 32 05</p>	<p>61-25225-40 102 016 28 20 97,5 Ø 1,75 mm</p>	<p>14-32026-01 615 990 02 12 (10x)</p>	<p>71-25168-10 ²⁹ 102 016 11 21</p>	<p>12-25227-03 102 050 01 58 70-25227-10 ES 102 053 16 58 70-25228-10 AS 102 053 03 58</p> <p>4x</p> <p>4x</p>	<p>71-25198-10 102 141 27 80</p>	<p>71-25226-20 4x 102 142 14 80</p>	<p>71-26543-10 102 014 07 22</p>	<p>81-26248-00 K ← 120 997 03 46 45x67x8 A SL RD FPM</p> <p>81-26249-00 K → 017 997 74 47 93x114x13 A SL LD FPM</p>	

MERCEDÉS-BENZ												
2,3 M 111.970	110 kW (150 PS)	E 230 (210)	06/95-06/97	<p>02-31130-04 ⁽²¹⁾ 111 010 59 20 Mot.→023606</p> <p></p> <p>02-31130-04 ⁽²²⁾ 111 010 59 20 Mot.→087936</p> <p></p> <p>02-29415-02 ⁽²¹⁾ 111 010 41 20 Mot.023607→</p> <p></p> <p>02-29415-02 ⁽²²⁾ 111 010 41 20 Mot.087936→</p> <p></p> <p>08-29170-01 ⁽¹³⁾ 111 010 31 08</p>	<p>61-31130-10 ⁽²¹⁾ 111 016 31 20 92,1 Ø 1,75 mm Mot.→023606</p> <p>61-31130-10 ⁽²²⁾ 111 016 31 20 92,1 Ø 1,75 mm Mot.→087936</p> <p></p> <p>61-29415-00 ⁽²¹⁾ 111 016 28 20 92 Ø 1,75 mm Mot.023607→</p> <p>61-29415-00 ⁽²²⁾ 111 016 28 20 92 Ø 1,75 mm Mot.087936→</p> <p></p>	<p>14-32028-02 102 990 08 10 (10x)</p> <p></p>	<p>15-31001-01 111 016 02 21 +111 016 07 21 (4x)</p> <p></p>	<p>12-29491-01 612 050 00 58 (4x) 70-29491-00 000 053 42 58</p>	<p>71-31138-00 111 141 12 80</p> <p>16x </p>	<p>71-29349-00 111 142 05 80</p> <p></p>	<p>71-29170-10 111 014 01 22</p> <p></p>	<p>81-26248-00 K ← 120 997 03 46 45x67x8 A SL RD FPM 81-26249-00 K → 017 997 74 47 93x114x13 A SL LD FPM</p>
2,3 M 111.973 M 111.975	142 kW (193 PS)	C 230 Kompressor (202) CLK 230 Kompressor (208) SLK 230 Kompressor (170)	09/96-09/00	<p>02-31130-02 111 010 62 20</p> <p></p> <p>08-29170-01 ⁽¹³⁾ 111 010 31 08</p>	<p>61-31130-00 111 016 32 20 91,6 Ø</p> <p></p>	<p>14-32028-02 102 990 08 10 (10x)</p> <p></p>	<p>15-31001-01 111 016 02 21 +111 016 07 21 (4x)</p> <p></p>	<p>12-29491-01 612 050 00 58 (4x) 70-29491-00 000 053 42 58</p>	<p>71-31138-00 111 141 12 80</p> <p>16x </p>	<p>71-29349-00 111 142 05 80</p> <p></p>	<p>71-29170-10 111 014 01 22</p> <p></p>	<p>81-26248-00 K ← 120 997 03 46 45x67x8 A SL RD FPM 81-26249-00 K → 017 997 74 47 93x114x13 A SL LD FPM</p>
2,3 M 111.974	110 kW (150 PS)	C 230 (202)	06/96-06/98	<p>02-31130-04 ⁽²¹⁾ 111 010 59 20 Mot.→005269</p> <p></p> <p>02-31130-04 ⁽²²⁾ 111 010 59 20 Mot.→034486</p> <p></p> <p>02-29415-02 ⁽²¹⁾ 111 010 41 20 Mot.005270→</p> <p></p> <p>02-29415-02 ⁽²²⁾ 111 010 41 20 Mot.034487→</p> <p></p> <p>08-29170-01 ⁽¹³⁾ 111 010 31 08</p>	<p>61-31130-10 ⁽²¹⁾ 111 016 31 20 92,1 Ø 1,75 mm Mot.→005269</p> <p>61-31130-10 ⁽²²⁾ 111 016 31 20 92,1 Ø 1,75 mm Mot.→034486</p> <p></p> <p>61-29415-00 ⁽²¹⁾ 111 016 28 20 92 Ø 1,75 mm Mot.005270→</p> <p>61-29415-00 ⁽²²⁾ 111 016 28 20 92 Ø 1,75 mm Mot.034487→</p> <p></p>	<p>14-32028-02 102 990 08 10 (10x)</p> <p></p>	<p>15-31001-01 111 016 02 21 +111 016 07 21 (4x)</p> <p></p>	<p>12-29491-01 612 050 00 58 (4x) 70-29491-00 000 053 42 58</p>	<p>71-31138-00 111 141 12 80</p> <p>16x </p>	<p>71-29349-00 111 142 05 80</p> <p></p>	<p>71-29170-10 111 014 01 22</p> <p></p>	<p>81-26248-00 K ← 120 997 03 46 45x67x8 A SL RD FPM 81-26249-00 K → 017 997 74 47 93x114x13 A SL LD FPM</p>

MERCEDES-BENZ													
Ltr.													
2,3 M 111.975	142 kW (193 PS) C 230 Kompressor (202)	10/95-05/00		02-31130-01 111 010 61 20 →12/96 02-31130-02 111 010 62 20 01/97→ 08-29170-01 ¹³ 111 010 31 08	61-31130-00 111 016 32 20 91,6 Ø 	14-32028-02 102 990 08 10 (10x) 	15-31001-01 111 016 02 21 +111 016 07 21 (4x) 	12-29491-01 612 050 00 58 (4x) 70-29491-00 000 053 42 58	71-29176-00 111 141 07 80 →12/96 71-31138-00 2x 111 141 12 80 01/97→ 	71-29349-00 111 142 05 80 	71-29170-10 111 014 01 22 	81-26248-00 K ← 120 997 03 46 45x67x8 A SL RD FPM 81-26249-00 K → 017 997 74 47 93x114x13 A SL LD FPM	
2,3 M 111.977	110 kW (150 PS) ML 230 (163)	02/98-06/05		02-29415-02 111 010 41 20 08-29170-01 ¹³ 111 010 31 08	61-29415-00 111 016 28 20 92 Ø 1,75 mm 	14-32028-02 102 990 08 10 (10x) 	15-31001-01 111 016 02 21 +111 016 07 21 (4x) 	12-29491-01 612 050 00 58 (4x) 70-29491-00 000 053 42 58	71-31138-00 2x 111 141 12 80 	71-29349-00 111 142 05 80 	71-29170-10 111 014 01 22 	81-26248-00 K ← 120 997 03 46 45x67x8 A SL RD FPM 81-26249-00 K → 017 997 74 47 93x114x13 A SL LD FPM	
2,3 M 111.978	105 kW (143 PS) V 230 (638) 114	10/96-07/03		02-31130-03 ²² 111 010 60 20 Mot.→003132 02-31130-03 ²¹ 111 010 60 20 Mot.→004320 02-29415-01 ²² 111 010 39 20 Mot.003133→ 02-29415-01 ²¹ 111 010 39 20 Mot.004321→ 08-29170-01 ¹³ 111 010 31 08	61-31130-10 ²² 111 016 31 20 92,1 Ø 1,75 mm Mot.→003132 61-31130-10 ²¹ 111 016 31 20 92,1 Ø 1,75 mm Mot.→004320 61-29415-00 ²² 111 016 28 20 92 Ø 1,75 mm Mot.003133→ 61-29415-00 ²¹ 111 016 28 20 92 Ø 1,75 mm Mot.004321→ 	14-32028-02 102 990 08 10 (10x) 	15-31001-01 111 016 02 21 +111 016 07 21 (4x) 	12-29491-01 612 050 00 58 (4x) 70-29491-00 000 053 42 58	71-29176-00 16x 111 141 07 80 	71-29349-00 111 142 05 80 	71-29170-10 111 014 01 22 	81-26248-00 K ← 120 997 03 46 45x67x8 A SL RD FPM 81-26249-00 K → 017 997 74 47 93x114x13 A SL LD FPM	

MERCEDÉS-BENZ												
2,3 M 111.979	105 kW (143 PS)	214 314 414	02/95-05/06	<p>02-31130-03 ⁽²²⁾ 111 010 60 20 Mot.→000739</p> <p></p> <p>02-31130-03 ⁽²¹⁾ 111 010 60 20 Mot.→003500</p> <p></p> <p>02-29415-01 ⁽²²⁾ 111 010 39 20 Mot.000740→</p> <p></p> <p>02-29415-01 ⁽²¹⁾ 111 010 39 20 Mot.003501→</p> <p></p> <p>08-29170-01 ⁽¹³⁾ 111 010 31 08</p>	<p>61-31130-10 ⁽²²⁾ 111 016 31 20 92,1 Ø 1,75 mm Mot.→000739</p> <p>61-31130-10 ⁽²¹⁾ 111 016 31 20 92,1 Ø 1,75 mm Mot.→003500</p> <p></p> <p>61-29415-00 ⁽²²⁾ 111 016 28 20 92 Ø 1,75 mm Mot.000740→</p> <p>61-29415-00 ⁽²¹⁾ 111 016 28 20 92 Ø 1,75 mm Mot.003501→</p> <p></p>	<p>14-32028-02 102 990 08 10 (10x)</p> <p></p>	<p>15-31001-01 111 016 02 21 +111 016 07 21 (4x)</p> <p></p>	<p>12-29491-01 612 050 00 58 (4x) 70-29491-00 000 053 42 58</p>	<p>16x</p> <p>71-29176-00 111 141 07 80</p> <p></p>	<p>71-29349-00 111 142 05 80</p> <p></p>	<p>71-29170-10 111 014 01 22</p> <p></p>	<p>81-26248-00 K ← 120 997 03 46 45x67x8 A SL RD FPM</p> <p>81-26249-00 K → 017 997 74 47 93x114x13 A SL LD FPM</p>
2,3 M 111.980 M 111.984 M 161.971 [NEW]	92-110 kW (125-150 PS)	214 214 NGT 314 314 NGT	02/95→	<p></p> <p>08-29170-01 ⁽¹³⁾ 111 010 31 08</p>	<p>61-29415-00 111 016 28 20 92 Ø 1,75 mm</p> <p></p>	<p>14-32028-02 102 990 08 10 (10x)</p> <p></p>	<p>15-31001-01 111 016 02 21 +111 016 07 21 (4x)</p> <p></p>	<p>12-29491-01 612 050 00 58 (4x) 70-29491-00 000 053 42 58</p>	<p>16x</p> <p>71-29176-00 111 141 07 80</p> <p></p>	<p>71-29349-00 111 142 05 80</p> <p></p>	<p>71-29170-10 111 014 01 22</p> <p></p>	<p>81-26248-00 K ← 120 997 03 46 45x67x8 A SL RD FPM</p> <p>81-26249-00 K → 017 997 74 47 93x114x13 A SL LD FPM</p>
2,3 M 111.981 M 111.982 M 111.983	145 kW (197 PS)	C 230 Kompressor (203) CLK 230 Kompressor (208) SLK 230 Kompressor (170)	03/00-04/04	<p></p> <p>08-34037-01 ⁽¹³⁾</p>	<p>61-31130-00 111 016 32 20 91,6 Ø</p> <p>61-31130-10 111 016 31 20 92,1 Ø 1,75 mm</p> <p></p>	<p>14-32028-02 102 990 08 10 (10x)</p> <p></p>	<p>15-31001-01 111 016 02 21 +111 016 07 21 (4x)</p> <p></p>	<p>12-29491-01 612 050 00 58 (4x) 70-29491-00 000 053 42 58</p>	<p>16x</p> <p>71-33599-00 2x 111 141 13 80</p> <p></p>	<p>71-29349-00 111 142 05 80</p> <p></p>	<p>71-34037-00 646 014 03 22 Metall</p> <p></p>	<p>81-26248-00 K ← 120 997 03 46 45x67x8 A SL RD FPM</p> <p>81-26249-00 K → 017 997 74 47 93x114x13 A SL LD FPM</p>
2,3 M 115.951 M 115.952 M 115.953 M 115.970 M 115.971	66-81 kW (90-110 PS)	230 (115)	01/73→	<p>02-24165-03 ⁽¹²⁾ 115 010 38 21 +115 050 00 67 +115 016 01 80</p> <p>08-21407-12 ⁽¹³⁾ 115 010 20 05</p>	<p>61-24165-30 115 016 39 20 95 Ø 1,75 mm</p> <p></p>	<p>12-21918-05 115 050 00 67 70-20423-00 ES 000 053 19 58 70-21918-10 AS 000 053 31 58</p>	<p>4x</p> <p>71-23061-00 115 016 01 80</p> <p></p>	<p>4x</p> <p>71-17574-10 ⁽⁷⁾ 115 142 07 80</p> <p></p>	<p>71-20731-30 ^(A) 110 492 04 80</p> <p></p>	<p>71-21407-10 616 014 01 22</p> <p></p>	<p>81-17328-20 K ← 011 997 22 47 45x74,5/79,5x12 A SL RD FPM</p> <p>71-19722-00 K → 001 997 12 41 78x84x8 Graphit</p>	
2,3 M 115.954 M 115.955 M 115.958 M 115.973 M 115.974 [NEW]	59-80 kW (80-109 PS)	G 230 E (460) 210 230 C (123) 230 (123)	02/76→	<p>01-24165-03 ^{(12) (13)} 115 010 38 21 +115 010 21 05 +115 050 00 67</p> <p>02-24165-03 ⁽¹²⁾ 115 010 38 21 +115 050 00 67 +115 016 01 80</p> <p>08-21407-13 ⁽¹³⁾ 115 010 21 05</p>	<p>61-24165-30 115 016 39 20 95 Ø 1,75 mm</p> <p></p>	<p>12-21918-05 115 050 00 67 70-20423-00 ES 000 053 19 58 70-21918-10 AS 000 053 31 58</p>	<p>4x</p> <p>71-23061-00 115 016 01 80</p> <p></p>	<p>4x</p> <p>71-17574-10 ⁽⁷⁾ 115 142 07 80</p> <p></p>	<p>71-20731-30 ^(A) 110 492 04 80</p> <p></p>	<p>71-21407-10 616 014 01 22</p> <p></p>	<p>81-17328-20 K ← 011 997 22 47 45x74,5/79,5x12 A SL RD FPM</p> <p>71-19722-00 K → 001 997 12 41 78x84x8 Graphit</p>	

MERCEDES-BENZ													
2,3 M 115.955 M 115.972	63 kW (86 PS)	208 210	04/77-10/89	01-24165-03 ⁽¹²⁾ ⁽¹³⁾ 115 010 38 21 +115 010 21 05 +115 050 00 67 02-24165-03 ⁽¹²⁾ 115 010 38 21 +115 050 00 67 +115 016 01 80 08-21407-13 ⁽¹³⁾ 115 010 21 05	61-24165-30 115 016 39 20 95 Ø 1,75 mm 		71-23061-00 115 016 01 80 	12-21918-05 115 050 00 67 70-20423-00 ES 4x 000 053 19 58 70-21918-10 AS 4x 000 053 31 58		71-17574-10 ⁽⁷⁾ 115 142 07 80 		71-21407-10 616 014 01 22 	81-17328-20 K ← 011 997 22 47 45x74,5/79,5x12 A SL RD FPM 71-19722-00 K → 001 997 12 41 78x84x8 Graphit
2,3 M 180.954	88 kW (120 PS)	230 (114)	01/68-11/76	01-23065-03 ⁽¹²⁾ ⁽¹³⁾ ⁽²²⁾ 180 010 67 21 +180 010 81 08 +123 050 01 67 Mot.013237→ 01-23065-03 ⁽¹²⁾ ⁽¹³⁾ ⁽²¹⁾ 180 010 67 21 +180 010 81 08 +123 050 01 67 Mot.026371→ 02-23065-04 ⁽²²⁾ 180 010 67 21 Mot.013237→ 02-23065-04 ⁽²¹⁾ 180 010 67 21 Mot.026371→ 	61-23065-10 ⁽²²⁾ 180 016 48 20 83 Ø Mot.013237→ 61-23065-10 ⁽²¹⁾ 180 016 48 20 83 Ø Mot.026371→ 		71-24069-00 123 016 00 21 	12-21918-04 123 050 01 67 70-20423-00 ES 6x 000 053 19 58 70-21918-10 AS 6x 000 053 31 58		71-23108-10 ⁽⁷⁾ 123 142 01 80 	41-73067-30 ^(A) 915035 000023 2x 	71-21267-10 617 014 01 80 	81-21023-30 K ← 006 997 12 47 45x67x13 AB SL RD FPM 71-19722-00 K → 001 997 12 41 78x84x8 Graphit
2,3 M 180.955	88 kW (120 PS)	230 (114)	01/68-11/76	01-23065-03 ⁽¹²⁾ ⁽¹³⁾ 180 010 67 21 +180 010 81 08 +123 050 01 67 02-23065-04 180 010 67 21 	61-23065-10 180 016 48 20 83 Ø 		71-24069-00 123 016 00 21 	12-21918-04 123 050 01 67 70-20423-00 ES 6x 000 053 19 58 70-21918-10 AS 6x 000 053 31 58		71-23108-10 ⁽⁷⁾ 123 142 01 80 	41-73067-30 ^(A) 915035 000023 2x 	71-21267-10 617 014 01 80 	81-21023-30 K ← 006 997 12 47 45x67x13 AB SL RD FPM 71-19722-00 K → 001 997 12 41 78x84x8 Graphit
2,3 OM 601.940 OM 601.941	58-60 kW (79-82 PS)	T2/LN1 208 D 308 D	10/88-02/96	02-29120-01 601 010 48 20 08-26204-02 ⁽¹³⁾ 601 010 48 05	61-29120-20 601 016 33 20 90,5 Ø 1,8 mm 61-29120-30 601 016 36 20 90,5 Ø 2 mm 	14-32031-01 603 990 01 10 (4x) +603 990 02 10 (9x) +603 990 03 10 (5x) 	71-26222-10 ⁽³⁰⁾ 601 016 06 21 71-26492-10 ⁽²⁹⁾ 601 016 07 21 	12-27214-03 102 050 00 58 70-27214-00 AS 4x 000 053 35 58 70-28424-10 ES 4x 102 053 02 58	71-26206-20 601 141 11 80 	71-26219-00 601 142 02 80 	71-26204-10 604 014 01 22 71-34037-00 646 014 03 22 Metall 	81-26248-10 K ← 023 997 84 47 45x67x8 A SL RD PTFE 81-26249-00 K → 017 997 74 47 93x114x13 A SL LD FPM	
2,3 OM 601.942 OM 601.943	58-60 kW (79-82 PS)	108 D 208 D 308 D 408 D	01/95-05/06	02-29120-02 601 010 50 20 08-26204-04 ⁽¹³⁾ ⁽³⁵⁾ Mot.710393→ 08-26204-02 ⁽¹³⁾ 601 010 48 05	61-29120-20 601 016 33 20 90,5 Ø 1,8 mm 61-29120-30 601 016 36 20 90,5 Ø 2 mm 	14-32031-01 603 990 01 10 (4x) +603 990 02 10 (9x) +603 990 03 10 (5x) 	71-26222-10 601 016 06 21 	12-27214-03 102 050 00 58 70-27214-00 AS 4x 000 053 35 58 70-28424-10 ES 4x 102 053 02 58	71-26206-20 601 141 11 80 	71-26219-00 601 142 02 80 	71-26204-10 604 014 01 22 71-34037-00 646 014 03 22 Metall 	81-26248-10 K ← 023 997 84 47 45x67x8 A SL RD PTFE 81-90002-00 K → ^(A) 611 010 01 14 Mot.710393→ 81-26249-00 K → 017 997 74 47 93x114x13 A SL LD FPM	

MERCEDÉS-BENZ													
2,3 OM 601.970	72 kW (98 PS)	V 230 TD (638) 110 D 110 TD	02/96-07/03	02-34150-01 601 010 57 20 08-26204-04 ^{13 35} Mot.710393→ 08-26204-02 ¹³ 601 010 48 05	61-34150-10 601 016 46 20 90 Ø 1,75 mm 	14-32031-01 603 990 01 10 (4x) +603 990 02 10 (9x) +603 990 03 10 (5x) 	71-26222-10 601 016 06 21 	12-27214-03 102 050 00 58 70-27214-00 AS 000 053 35 58 70-28424-10 ES 102 053 02 58	71-26206-20 601 141 11 80 4x 	71-26219-00 601 142 02 80 4x 	71-26204-10 604 014 01 22 71-34037-00 646 014 03 22 Metall 	81-26248-10 K ← 023 997 84 47 45x67x8 A SL RD PTFE 81-90002-00 K → 611 010 01 14 Mot.710393→ 81-26249-00 K → 017 997 74 47 93x114x13 A SL LD FPM	
2,3 OM 661.940	58 kW (79 PS)			02-29120-02 601 010 50 20 08-26204-02 ¹³ 601 010 48 05 Mot.→710392 08-26204-04 ^{13 35} Mot.710393→	61-29120-20 601 016 33 20 90,5 Ø 1,8 mm 61-29120-30 601 016 36 20 90,5 Ø 2 mm 	14-32031-01 603 990 01 10 (4x) +603 990 02 10 (9x) +603 990 03 10 (5x) 	71-26222-10 601 016 06 21 	12-27214-03 102 050 00 58 70-27214-00 AS 000 053 35 58 70-28424-10 ES 102 053 02 58	71-26206-20 601 141 11 80 4x 	71-26219-00 601 142 02 80 4x 	71-26204-10 604 014 01 22 71-34037-00 646 014 03 22 Metall 	81-26248-10 K ← 023 997 84 47 45x67x8 A SL RD PTFE 81-90002-00 K → 611 010 01 14 Mot.710393→ 81-26249-00 K → 017 997 74 47 93x114x13 A SL LD FPM	
2,4 M 112.910 M 112.911	125 kW (170 PS)	C 240 (202) E 240 (210)	06/97-03/03	02-31250-01 L 02-31255-01 R 08-37221-01 ¹³	61-31250-00 L 112 016 01 20 84,5 Ø 0,65 mm MLS 61-31255-00 R 112 016 02 20 84,5 Ø 0,65 mm MLS 	14-32106-01 2x 112 990 03 12 (8x) 	71-34107-00 L 112 016 02 21 71-34108-00 R 112 016 03 21 	12-29491-03 000 053 41 58 (9x) 70-29491-00 000 053 42 58	71-31363-00 2x 112 141 20 80 18x 	71-31208-00 6x 112 142 01 80 	81-26248-10 K ← 023 997 84 47 45x67x8 A SL RD PTFE 81-26249-10 K → 112 997 02 46 93x114x10 A SL LD PTFE ACM		
2,4 OM 616.912 OM 616.916 OM 616.936 OM 616.940	48-53 kW (65-72 PS)	G 240 D (460) 240 D (115) 240 D (123)	08/73-08/87	01-24110-03 ^{12 13} 616 010 52 21 +616 010 55 06 +615 050 00 67 02-24110-04 ¹² 616 010 52 21 +615 016 00 80 +615 050 00 67 08-21407-09 ¹³ 616 010 55 06	61-24110-40 616 016 20 20 92 Ø 1,75 mm 	14-32032-01 615 990 01 12 (4x) +615 990 02 12 (8x) +615 990 03 12 (6x) 	71-23043-00 615 016 00 80 	12-20315-03 615 050 00 67 70-20315-20 000 053 22 58	71-25883-20 ⁷ 615 142 04 80 8x 	71-21407-10 616 014 01 22 	81-17328-20 K ← 011 997 22 47 45x74,5/79,5x12 A SL RD FPM 71-19722-00 K → 001 997 12 41 78x84x8 Graphit		
2,5 M 102.990	150 kW (204 PS)	190 E (201)	09/88-08/93	08-26543-07 ¹³ 102 010 37 05	61-26495-10 102 016 26 20 97,5 Ø 1,82 mm 					71-27639-00 4x 102 142 08 80 	71-26543-10 102 014 07 22 	81-26248-00 K ← 120 997 03 46 45x67x8 A SL RD FPM 81-26249-00 K → 017 997 74 47 93x114x13 A SL LD FPM	

MERCEDES-BENZ													
Ltr.			1										
2,5 M 102.991 M 102.992	143-173 kW (194-235 PS)	190 E (201)	03/89-08/93		61-26495-10 102 016 26 20 97,5 Ø 1,82 mm 		15-26494-01 102 010 20 80 		71-26978-00 2x 102 141 21 80 		71-27639-00 4x 102 142 08 80 	71-26543-10 102 014 07 22 	81-26248-00 K ← 120 997 03 46 45x67x8 A SL RD FPM 81-26249-00 K → 017 997 74 47 93x114x13 A SL LD FPM
2,5 M 123.920 M 123.921	95-103 kW (129-140 PS)	250 (123)	02/76-07/85	01-24145-02 ⑫ ⑬ 123 010 26 20 +123 010 24 08 +123 050 01 67 02-24145-03 ⑫ 123 010 26 20 +123 016 00 21 +123 050 01 67	61-24145-10 123 016 06 20 87 Ø 1,82 mm 		71-24069-00 123 016 00 21 	12-21918-04 123 050 01 67 70-20423-00 ES 6x 000 053 19 58 70-21918-10 AS 6x 000 053 31 58		71-23108-10 ⑦ 123 142 01 80 	71-21267-10 617 014 01 80 	81-21023-30 K ← 006 997 12 47 45x67x13 AB SL RD FPM 71-19722-00 K → 001 997 12 41 78x84x8 Graphit	
2,5 M 272.911 M 272.920 M 272.921 M 272.922 M 272.923 M 272.924	150 kW (204 PS)	C 230 (203) C 230 (204) CLC 230 (203) E 230 (211)	01/05→	02-37100-01 L 02-37105-01 R 08-37718-01 ⑬ ⑳	61-37100-00 L 272 016 08 20 89 Ø MLS 61-37105-00 R 272 016 07 20 89 Ø MLS 	14-32215-01 2x 272 016 01 69 (8x) 	70-31414-10 	12-31306-08 2x 000 053 51 58 (12x) 70-31306-00 24x 000 053 46 58	71-35013-00 R 272 141 23 80 71-35014-00 L 272 141 22 80 	71-36987-00 2x 272 142 06 80 	70-31414-10 	81-26248-10 K ← 023 997 84 47 45x67x8 A SL RD PTFE 81-90026-10 K → 272 010 08 14 FPM	
2,5 OM 602.911 OM 602.912 OM 602.930 OM 602.931 OM 602.938 OM 602.939 OM 602.961 OM 602.962	62-93 kW (84-126 PS)	E 250 TD (124) G 250 D (460) G 250 D (461) G 250 D (463) 190 E (201) 190 TD (201) 250 D (124) 250 TD (124)	04/85→	01-26570-06 ⑫ ⑬ ⑳ 602 010 66 20 +602 010 55 05 +602 050 00 58 +602 016 02 21 02-26570-06 602 010 66 20 02-26570-07 ⑫ 602 010 66 20 +602 050 00 58 +602 016 02 21 08-26572-02 ⑬ 602 010 55 05	61-26570-50 602 016 31 20 88 Ø 1,75 mm 	14-32031-02 603 990 01 10 (5x) +603 990 02 10 (11x) +603 990 03 10 (6x) 	71-26573-10 ⑳ 602 016 02 21 71-26574-10 ⑳ 602 016 03 21 	12-27214-04 602 050 00 58 70-27214-00 AS 5x 000 053 35 58 70-28424-10 ES 5x 102 053 02 58	71-26571-20 602 141 08 80 	71-26611-00 602 142 00 80 	71-26572-10 605 014 01 22 71-34038-00 612 014 01 22 Metall 	81-26248-10 K ← 023 997 84 47 45x67x8 A SL RD PTFE 81-26249-00 K → 017 997 74 47 93x114x13 A SL LD FPM	

MERCEDENES-BENZ													
Ltr.													
2,5 OM 605.910	83 kW (113 PS)	C 250 D (202)	05/93-05/00	<p>02-31665-01 605 010 12 20</p> <p></p> <p>08-26572-03 ¹³ 605 010 06 05</p>	<p>61-31665-00 605 016 07 20 88 Ø 1,65 mm MLS</p> <p></p> <p>61-37155-00 ^X 605 016 04 20 88 Ø 1,85 mm</p> <p></p>	<p>14-32033-02 603 990 02 10 (17x) +603 990 03 10 (5x)</p> <p></p>	<p>15-31643-01 605 016 02 21 +606 016 02 21 (5x)</p> <p></p>	<p>12-31306-03 ²² 605 050 00 58 Mot.→008689</p> <p>12-31306-03 ²¹ 605 050 00 58 Mot.→019351</p> <p>12-31306-04 ²² 605 050 01 58 Mot.008690→</p> <p>12-31306-04 ²¹ 605 050 01 58 Mot.019352→</p> <p>70-31306-00 ²² 20x 000 053 46 58 Mot.→008689</p> <p>70-31306-00 ²¹ 20x 000 053 46 58 Mot.→019351</p> <p>70-29491-00 ²² 10x 000 053 42 58 Mot.008690→</p> <p>70-31306-00 ²² 10x 000 053 46 58 Mot.008690→</p> <p>70-29491-00 ²¹ 10x 000 053 42 58 Mot.019352→</p> <p>70-31306-00 ²¹ 10x 000 053 46 58 Mot.019352→</p>	<p>71-31647-00 10x 604 141 01 60</p> <p></p>	<p>71-31661-00 605 142 00 80</p> <p></p>	<p>71-26572-10 605 014 01 22</p> <p></p> <p>71-34038-00 612 014 01 22 Metall</p> <p></p>	<p>81-26248-10 K ← 023 997 84 47 45x67x8 A SL RD PTFE</p> <p>81-26249-00 K → 017 997 74 47 93x114x13 A SL LD FPM</p> <p>81-90002-00 K → </p> <p>611 010 01 14</p>	
2,5 OM 605.911	83 kW (113 PS)	E 250 D (124) E 250 TD (124)	06/93-06/96	<p>02-31665-01 605 010 12 20</p> <p></p> <p>08-26572-03 ¹³ 605 010 06 05</p>	<p>61-31665-00 605 016 07 20 88 Ø 1,65 mm MLS</p> <p></p> <p>61-37155-00 ^X 605 016 04 20 88 Ø 1,85 mm</p> <p></p>	<p>14-32033-02 603 990 02 10 (17x) +603 990 03 10 (5x)</p> <p></p>	<p>15-31643-01 605 016 02 21 +606 016 02 21 (5x)</p> <p></p>	<p>12-31306-03 ²² 605 050 00 58 Mot.→010042</p> <p>12-31306-03 ²¹ 605 050 00 58 Mot.→027119</p> <p>12-31306-04 ²² 605 050 01 58 Mot.010043→</p> <p>12-31306-04 ²¹ 605 050 01 58 Mot.027120→</p> <p>70-31306-00 ²² 20x 000 053 46 58 Mot.→010042</p> <p>70-31306-00 ²¹ 20x 000 053 46 58 Mot.→027119</p> <p>70-31306-00 ²² 10x 000 053 46 58 Mot.010042→</p> <p>70-29491-00 ²² 10x 000 053 42 58 Mot.010043→</p> <p>70-31306-00 ²¹ 10x 000 053 46 58 Mot.027119→</p> <p>70-29491-00 ²¹ 10x 000 053 42 58 Mot.027120→</p>	<p>71-31647-00 10x 604 141 01 60</p> <p></p>	<p>71-31661-00 605 142 00 80</p> <p></p>	<p>71-26572-10 605 014 01 22</p> <p></p> <p>71-34038-00 612 014 01 22 Metall</p> <p></p>	<p>81-26248-10 K ← 023 997 84 47 45x67x8 A SL RD PTFE</p> <p>81-26249-00 K → 017 997 74 47 93x114x13 A SL LD FPM</p> <p>81-90002-00 K → </p> <p>611 010 01 14</p>	

MERCEDES-BENZ													
Ltr.													
2,5 OM 605.912	83 kW (113 PS) E 250 D (210)	06/95-07/99	02-31665-01 605 010 12 20 08-26572-03 ¹³ 605 010 06 05	61-31665-00 605 016 07 20 88 Ø 1,65 mm MLS 61-37155-00 ^X 605 016 04 20 88 Ø 1,85 mm 	14-32033-02 603 990 02 10 (17x) +603 990 03 10 (5x) 	15-31643-01 605 016 02 21 +606 016 02 21 (5x) 	12-31306-04 ²² 605 050 01 58 Mot.008690→ 12-31306-04 ²¹ 605 050 01 58 Mot.019352→ 70-29491-00 000 053 42 58 70-31306-00 000 053 46 58	71-31647-00 604 141 01 60 10x 	71-31661-00 605 142 00 80 	71-26572-10 605 014 01 22 71-34038-00 612 014 01 22 Metall 	81-26248-10 K ← 023 997 84 47 45x67x8 A SL RD PTFE 81-26249-00 K → 017 997 74 47 93x114x13 A SL LD FPM 81-90002-00 K → 611 010 01 14		
2,5 OM 605.960 OM 605.962	110 kW (150 PS) C 250 TD (202) E 250 TD (210)	10/95-03/01	02-31665-02 605 010 24 20 08-26572-03 ¹³ 605 010 06 05	61-31665-00 605 016 07 20 88 Ø 1,65 mm MLS 	14-32033-02 603 990 02 10 (17x) +603 990 03 10 (5x) 	15-31643-01 605 016 02 21 +606 016 02 21 (5x) 	12-31306-04 605 050 01 58 70-29491-00 AS 000 053 42 58 70-31306-00 ES 000 053 46 58	71-31647-00 604 141 01 60 10x 	71-31662-00 605 142 02 80 	71-26572-10 605 014 01 22 71-34038-00 612 014 01 22 Metall 	81-26248-10 K ← 023 997 84 47 45x67x8 A SL RD PTFE 81-26249-00 K → 017 997 74 47 93x114x13 A SL LD FPM 81-90002-00 K → 611 010 01 14		
2,6 M 103.940 M 103.941 M 103.942 M 103.943	118-122 kW (160-166 PS) 190 E (201) 260 E (124) 260 SE (126)	09/85-08/93	02-26835-03 103 010 53 20 08-26569-02 ¹³ 103 010 45 08	61-26835-10 103 016 18 20 85 Ø 1,79 mm 	14-32028-01 102 990 08 10 (14x) 	71-26566-10 103 016 04 21 	12-25227-04 103 050 01 58 70-25227-10 ES 102 053 16 58 70-25228-10 AS 102 053 03 58	71-26568-20 103 141 11 80 6x 	71-26591-10 103 142 14 80 71-26638-10 103 142 13 80 	71-26569-30 103 014 04 22 5x 	81-26248-00 K ← 120 997 03 46 45x67x8 A SL RD FPM 81-26249-00 K → 017 997 74 47 93x114x13 A SL LD FPM 81-15512-50 N 018 997 79 47 30x40x7 A SL RD FPM		
2,6 M 112.912 M 112.913 M 112.914 M 112.915 M 112.916 M 112.917	120-130 kW (163-177 PS) C 240 (202) C 240 (203) CLK 240 (209) E 240 (210) E 240 (211)	05/00-03/10	02-31260-01 L 02-31265-01 R 08-37221-01 ¹³	61-31260-00 L 112 016 03 20 92 Ø 0,65 mm MLS 61-31265-00 R 112 016 04 20 92 Ø 0,65 mm 	14-32106-01 112 990 03 12 (8x) 	2x 71-34107-00 L 112 016 02 21 71-34108-00 R 112 016 03 21 	12-29491-03 000 053 41 58 (9x) 70-29491-00 000 053 42 58	2x 71-31363-00 112 141 20 80 18x 	71-31208-00 112 142 01 80 6x 	70-31414-10 	81-26248-10 K ← 023 997 84 47 45x67x8 A SL RD PTFE 81-26249-10 K → 112 997 02 46 93x114x10 A SL LD PTFE ACM		
2,7 M 110.921 M 110.931 M 110.981 M 110.982 M 110.983 M 110.991 M 110.992 M 110.993	107-136 kW (145-185 PS) 280 C (114) 280 CE (114) 280 E (114) 280 S (126) 280 SE (116) 280 SE (126) 280 SL (107) 280 SLC (107) 280 (114)	06/72→	02-24160-08 110 010 67 21 08-21267-08 ¹³ 110 010 95 08	61-24160-30 110 016 23 20 87 Ø 1,75 mm 	15-23251-02 110 010 08 30 	12-21918-04 123 050 01 67 70-20423-00 ES 000 053 19 58 70-21918-10 AS 000 053 31 58	71-23252-10 110 141 12 80 6x 	71-24264-10 110 142 03 80 6x 	71-21267-10 617 014 01 80 	81-21023-30 K ← 006 997 12 47 45x67x13 AB SL RD FPM 71-19722-00 K → 001 997 12 41 78x84x8 Graphit			

MERCEDÉS-BENZ													
Ltr.													
2,7 M 110.922	115-118 kW (156-160 PS)	280 S (116)	08/72-07/80	02-24160-08 110 010 67 21 08-21267-08 ¹³ 110 010 95 08	61-24160-30 110 016 23 20 87 Ø 1,75 mm 	14-32030-02 615 990 02 12 (5x) +615 990 03 12 (9x) 	15-23251-02 110 010 08 30 	12-21918-04 ²¹ 123 050 01 67 Mot.→034537 12-21918-04 ²² 123 050 01 67 Mot.→056908 12-20423-02 ²¹ 110 050 00 67 Mot.034538→ 12-20423-02 ²² 110 050 00 67 Mot.056909→ 70-21918-10 ²¹ AS 6x 000 053 31 58 Mot.→034537 70-21918-10 ²² AS 6x 000 053 31 58 Mot.→056908 70-20423-10 ²¹ AS 6x 116 053 00 58 Mot.034538→ 70-20423-10 ²² AS 6x 116 053 00 58 Mot.056909→ 70-20423-00 ES 6x 000 053 19 58	71-23252-10 110 141 12 80 	71-24264-10 110 142 03 80 	6x 71-21267-10 617 014 01 80 	81-21023-30 K ← 006 997 12 47 45x67x13 AB SL RD FPM 71-19722-00 K → 001 997 12 41 78x84x8 Graphit	
2,7 M 110.923	115 kW (156 PS)	280 C (123) 280 (123)	02/76-08/81	02-24160-08 110 010 67 21 08-21267-08 ¹³ 110 010 95 08	61-24160-30 110 016 23 20 87 Ø 1,75 mm 	14-32030-02 615 990 02 12 (5x) +615 990 03 12 (9x) 	15-23251-02 110 010 08 30 	12-21918-04 ²¹ 123 050 01 67 Mot.→011014 12-21918-04 ²² 123 050 01 67 Mot.→013552 12-20423-02 ²¹ 110 050 00 67 Mot.011015→ 12-20423-02 ²² 110 050 00 67 Mot.013553→ 70-21918-10 ²¹ AS 6x 000 053 31 58 Mot.→011014 70-21918-10 ²² AS 6x 000 053 31 58 Mot.→013552 70-20423-10 ²¹ AS 6x 116 053 00 58 Mot.011015→ 70-20423-10 ²² AS 6x 116 053 00 58 Mot.013553→ 70-20423-00 ES 6x 000 053 19 58	71-23252-10 110 141 12 80 	71-24264-10 110 142 03 80 	6x 71-21267-10 617 014 01 80 	81-21023-30 K ← 006 997 12 47 45x67x13 AB SL RD FPM 71-19722-00 K → 001 997 12 41 78x84x8 Graphit	
2,7 M 110.924	115 kW (156 PS)	280 S (126)	12/79-07/85	02-24160-08 110 010 67 21 08-21267-08 ¹³ 110 010 95 08	61-24160-30 110 016 23 20 87 Ø 1,75 mm 	14-32030-02 615 990 02 12 (5x) +615 990 03 12 (9x) 	15-23251-02 110 010 08 30 	12-20423-02 110 050 00 67 70-20423-00 ES 6x 000 053 19 58 70-20423-10 AS 6x 116 053 00 58	71-23252-10 110 141 12 80 	71-24264-10 110 142 03 80 	6x 71-21267-10 617 014 01 80 	81-21023-30 K ← 006 997 12 47 45x67x13 AB SL RD FPM 71-19722-00 K → 001 997 12 41 78x84x8 Graphit	

MERCEDES-BENZ

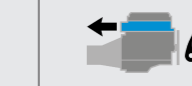
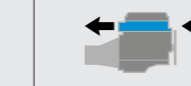
Ltr. 



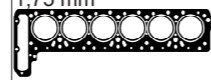
1 

2,7 M 110.926 115 kW (156 PS) 280 S (126) 12/79-07/85


02-24160-08
110 010 67 21
08-21267-08 ¹³
110 010 95 08



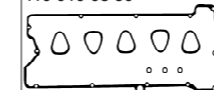
61-24160-30
110 016 23 20
87 Ø
1,75 mm



14-32030-02
615 990 02 12 (5x)
+615 990 03 12 (9x)




15-23251-02
110 010 08 30



12-20423-02 ²¹
110 050 00 67
Mot.→004212
12-20423-02 ²²
110 050 00 67
Mot.→008575
12-27214-02 ²¹
110 050 01 67
Mot.004213→
12-27214-02 ²²
110 050 01 67
Mot.008576→
70-20423-00 ²¹ ES 6x
000 053 19 58
Mot.→004212
70-20423-10 ²¹ AS 6x
116 053 00 58
Mot.→004212
70-20423-00 ²² ES 6x
000 053 19 58
Mot.→008575
70-20423-10 ²² AS 6x
116 053 00 58
Mot.→008575
70-27214-00 ²¹ 12x
000 053 35 58
Mot.004213→
70-27214-00 ²² 12x
000 053 35 58
Mot.008576→

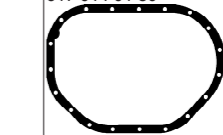
71-23252-10
110 141 12 80



71-24264-10
110 142 03 80



6x **71-21267-10**
617 014 01 80

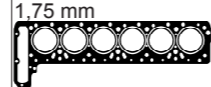


81-21023-30 K ←
006 997 12 47
45x67x13
AB SL RD FPM
71-19722-00 K →
001 997 12 41
78x84x8
Graphit

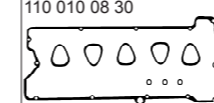
2,7 M 110.932 105 kW (143 PS)

02-24160-08
110 010 67 21
08-21267-08 ¹³
110 010 95 08

61-24160-30
110 016 23 20
87 Ø
1,75 mm



15-23251-02
110 010 08 30



12-21918-04 ²²
123 050 01 67
Mot.→002161
12-21918-04 ²¹
123 050 01 67
Mot.→008449
12-20423-02 ²²
110 050 00 67
Mot.002162→
12-20423-02 ²¹
110 050 00 67
Mot.008450→
70-21918-10 ²² AS 6x
000 053 31 58
Mot.→002161
70-21918-10 ²¹ AS 6x
000 053 31 58
Mot.→008449
70-20423-10 ²² AS 6x
116 053 00 58
Mot.002162→
70-20423-10 ²¹ AS 6x
116 053 00 58
Mot.008450→
70-20423-00 ES 6x
000 053 19 58

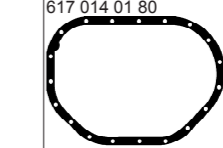
71-23252-10
110 141 12 80



71-24264-10
110 142 03 80



6x **71-21267-10**
617 014 01 80



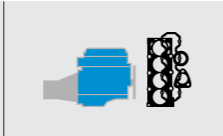
81-21023-30 K ←
006 997 12 47
45x67x13
AB SL RD FPM
71-19722-00 K →
001 997 12 41
78x84x8
Graphit

MERCEDES-BENZ

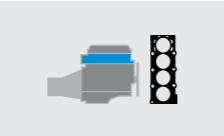
Ltr. 

2,7 M 110.984 136 kW (185 PS) 280 E (123) 02/76-11/85


110 010 69 21
08-21267-08 ¹³
110 010 95 08



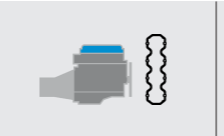
02-24160-09
110 010 69 21
08-21267-08 ¹³
110 010 95 08



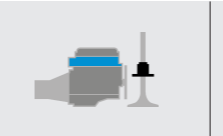
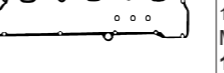
61-24160-30
110 016 23 20
87 Ø
1,75 mm




14-32030-02
615 990 02 12 (5x)
+615 990 03 12 (9x)



15-23251-02
110 010 08 30



12-21918-04 ²¹
123 050 01 67
Mot.→010931



12-21918-04 ²²
123 050 01 67
Mot.→037716

12-20423-02 ²¹
110 050 00 67
Mot.010932→

12-20423-02 ²²
110 050 00 67
Mot.037717→

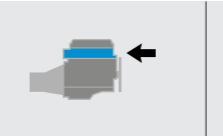
70-21918-10 ²¹ AS 6x
000 053 31 58
Mot.→010931

70-21918-10 ²² AS 6x
000 053 31 58
Mot.→037716

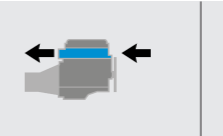

70-20423-10 ²¹ AS 6x
116 053 00 58
Mot.010932→

70-20423-10 ²² AS 6x
116 053 00 58
Mot.037717→

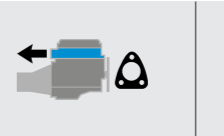
70-20423-00 ES 6x
000 053 19 58



71-25868-10
110 141 10 80



71-24264-10
110 142 03 80



6x 71-21267-10
617 014 01 80



81-21023-30 K ←
006 997 12 47
45x67x13
AB SL RD FPM
71-19722-00 K →
001 997 12 41
78x84x8
Graphit

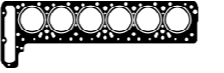


2,7 M 110.985 130-136 kW (177-185 PS) 280 SE (116) 08/72-07/80

110 010 69 21
08-21267-08 ¹³
110 010 95 08

02-24160-09
110 010 69 21
08-21267-08 ¹³
110 010 95 08

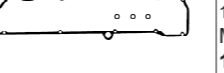
61-24160-30
110 016 23 20
87 Ø
1,75 mm



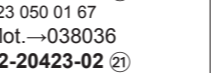
14-32030-02
615 990 02 12 (5x)
+615 990 03 12 (9x)



15-23251-02
110 010 08 30



12-21918-04 ²¹
123 050 01 67
Mot.→007976



12-21918-04 ²²
123 050 01 67
Mot.→038036

12-20423-02 ²¹
110 050 00 67
Mot.007977→

12-20423-02 ²²
110 050 00 67
Mot.038037→

70-21918-10 ²¹ AS 6x
000 053 31 58
Mot.→007976

70-21918-10 ²² AS 6x
000 053 31 58
Mot.→038036

70-20423-10 ²¹ AS 6x
116 053 00 58
Mot.007977→

70-20423-10 ²² AS 6x
116 053 00 58
Mot.038037→

70-20423-00 ES 6x
000 053 19 58

71-25868-10
110 141 10 80




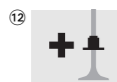
71-24264-10
110 142 03 80



6x 71-21267-10
617 014 01 80



81-21023-30 K ←
006 997 12 47
45x67x13
AB SL RD FPM
71-19722-00 K →
001 997 12 41
78x84x8
Graphit



MERCEDÉS-BENZ													
Ltr.													
2,7 M 110.986	130-136 kW (177-185 PS) 280 SL (107) 280 SLC (107)	08/74-07/85	02-24160-09 110 010 69 21 08-21267-08 ¹³ 110 010 95 08	61-24160-30 110 016 23 20 87 Ø 1,75 mm 	14-32030-02 615 990 02 12 (5x) +615 990 03 12 (9x) 	15-23251-02 110 010 08 30 	12-21918-04 ²¹ 123 050 01 67 Mot.→001600 12-21918-04 ²² 123 050 01 67 Mot.→003626 12-20423-02 ²¹ 110 050 00 67 Mot.001601→ 12-20423-02 ²² 110 050 00 67 Mot.003627→ 70-21918-10 ²¹ AS 6x 000 053 31 58 Mot.→001600 70-21918-10 ²² AS 6x 000 053 31 58 Mot.→003626 70-20423-10 ²¹ AS 6x 116 053 00 58 Mot.001601→ 70-20423-10 ²² AS 6x 116 053 00 58 Mot.003627→ 70-20423-00 ES 6x 000 053 19 58	71-25868-10 110 141 10 80 	71-24264-10 110 142 03 80 	6x 71-21267-10 617 014 01 80 	81-21023-30 K ← 006 997 12 47 45x67x13 AB SL RD FPM 71-19722-00 K → 001 997 12 41 78x84x8 Graphit		
2,7 M 110.987	136 kW (185 PS) 280 SE (126)	10/79-07/85	02-24160-09 110 010 69 21 08-21267-08 ¹³ 110 010 95 08	61-24160-30 110 016 23 20 87 Ø 1,75 mm 	14-32030-02 615 990 02 12 (5x) +615 990 03 12 (9x) 	15-23251-02 110 010 08 30 	12-20423-02 110 050 00 67 70-20423-00 ES 6x 000 053 19 58 70-20423-10 AS 6x 116 053 00 58	71-25868-10 110 141 10 80 	71-24264-10 110 142 03 80 	6x 71-21267-10 617 014 01 80 	81-21023-30 K ← 006 997 12 47 45x67x13 AB SL RD FPM 71-19722-00 K → 001 997 12 41 78x84x8 Graphit		
2,7 M 110.988	130-136 kW (177-185 PS) 280 CE (123) 280 E (123)	02/76-11/85	02-24160-09 110 010 69 21 08-21267-08 ¹³ 110 010 95 08	61-24160-30 110 016 23 20 87 Ø 1,75 mm 	14-32030-02 615 990 02 12 (5x) +615 990 03 12 (9x) 	15-23251-02 110 010 08 30 	12-20423-02 ²¹ 110 050 00 67 Mot.→005916 12-20423-02 ²² 110 050 00 67 Mot.→017173 12-27214-02 ²¹ 110 050 01 67 Mot.005917→ 12-27214-02 ²² 110 050 01 67 Mot.017174→ 70-20423-00 ²¹ ES 6x 000 053 19 58 Mot.→005916 70-20423-10 ²¹ AS 6x 116 053 00 58 Mot.→005916 70-20423-00 ²² ES 6x 000 053 19 58 Mot.→017173 70-20423-10 ²² AS 6x 116 053 00 58 Mot.→017173 70-27214-00 ²¹ 12x 000 053 35 58 Mot.005917→ 70-27214-00 ²² 12x 000 053 35 58 Mot.017174→	71-25868-10 110 141 10 80 	71-24264-10 110 142 03 80 	6x 71-21267-10 617 014 01 80 	81-21023-30 K ← 006 997 12 47 45x67x13 AB SL RD FPM 71-19722-00 K → 001 997 12 41 78x84x8 Graphit		

MERCEDES-BENZ													
Ltr.													
2,7 M 110.989	136 kW (185 PS)	280 SE (126)	10/79-07/85	02-24160-09 110 010 69 21 08-21267-08 ¹³ 110 010 95 08	61-24160-30 110 016 23 20 87 Ø 1,75 mm 	14-32030-02 615 990 02 12 (5x) +615 990 03 12 (9x) 	15-23251-02 110 010 08 30 	12-20423-02 ²¹ 110 050 00 67 Mot.→006147 12-20423-02 ²² 110 050 00 67 Mot.→034675 12-27214-02 ²¹ 110 050 01 67 Mot.006148→ 12-27214-02 ²² 110 050 01 67 Mot.034676→ 70-20423-00 ²¹ ES 6x 000 053 19 58 Mot.→006147 70-20423-10 ²¹ AS 6x 116 053 00 58 Mot.→006147 70-20423-00 ²² ES 6x 000 053 19 58 Mot.→034675 70-20423-10 ²² AS 6x 116 053 00 58 Mot.→034675 70-27214-00 ²¹ 12x 000 053 35 58 Mot.006148→ 70-27214-00 ²² 12x 000 053 35 58 Mot.034676→	71-25868-10 110 141 10 80 		71-24264-10 110 142 03 80 	6x 71-21267-10 617 014 01 80 	81-21023-30 K ← 006 997 12 47 45x67x13 AB SL RD FPM 71-19722-00 K → 001 997 12 41 78x84x8 Graphit
2,7 M 110.990	130-136 kW (177-185 PS)	280 SL (107) 280 SLC (107)	08/74-07/85	02-24160-09 110 010 69 21 08-21267-08 ¹³ 110 010 95 08	61-24160-30 110 016 23 20 87 Ø 1,75 mm 	14-32030-02 615 990 02 12 (5x) +615 990 03 12 (9x) 	15-23251-02 110 010 08 30 	12-20423-02 ²¹ 110 050 00 67 Mot.→001459 12-20423-02 ²² 110 050 00 67 Mot.→003117 12-27214-02 ²¹ 110 050 01 67 Mot.001460→ 12-27214-02 ²² 110 050 01 67 Mot.003118→ 70-20423-00 ²¹ ES 6x 000 053 19 58 Mot.→001459 70-20423-10 ²¹ AS 6x 116 053 00 58 Mot.→001459 70-20423-00 ²² ES 6x 000 053 19 58 Mot.→003117 70-20423-10 ²² AS 6x 116 053 00 58 Mot.→003117 70-27214-00 ²¹ 12x 000 053 35 58 Mot.001460→ 70-27214-00 ²² 12x 000 053 35 58 Mot.003118→	71-25868-10 110 141 10 80 		71-24264-10 110 142 03 80 	6x 71-21267-10 617 014 01 80 	81-21023-30 K ← 006 997 12 47 45x67x13 AB SL RD FPM 71-19722-00 K → 001 997 12 41 78x84x8 Graphit

MERCEDES-BENZ													
Ltr.			1	02-24160-08 110 010 67 21 08-21267-08 ¹³ 110 010 95 08	61-24160-30 110 016 23 20 87 Ø 1,75 mm 	14-32030-02 615 990 02 12 (5x) +615 990 03 12 (9x) 	15-23251-02 110 010 08 30 	12-20423-02 ²² 110 050 00 67 Mot.→001046 12-20423-02 ²¹ 110 050 00 67 Mot.→003580 12-27214-02 ²² 110 050 01 67 Mot.001047→ 12-27214-02 ²¹ 110 050 01 67 Mot.003581→ 70-20423-00 ²² ES 6x 000 053 19 58 Mot.→001046 70-20423-10 ²² AS 6x 116 053 00 58 Mot.→001046 70-20423-00 ²¹ ES 6x 000 053 19 58 Mot.→003580 70-20423-10 ²¹ AS 6x 116 053 00 58 Mot.→003580 70-27214-00 ²² 12x 000 053 35 58 Mot.001047→ 70-27214-00 ²¹ 12x 000 053 35 58 Mot.003581→	71-24177-10 110 141 13 80 	71-24264-10 110 142 03 80 	6x 71-21267-10 617 014 01 80 	81-21023-30 K ← 006 997 12 47 45x67x13 AB SL RD FPM 71-19722-00 K → 001 997 12 41 78x84x8 Graphit	
2,7 M 110.994	110-115 kW (150-156 PS)	G 280 E (460)	11/79-08/89	01-23420-05 ¹² ¹³ ²² 130 010 34 21 +130 010 97 08 +123 050 01 67 Mot.017537→ 01-23420-05 ¹² ¹³ ²¹ 130 010 34 21 +130 010 97 08 +123 050 01 67 Mot.019316→ 02-23420-04 ²² 130 010 34 21 Mot.017537→ 02-23420-04 ²¹ 130 010 34 21 Mot.019316→ 	61-23420-10 ²² 130 016 52 20 87,5 Ø Mot.017537→ 61-23420-10 ²¹ 130 016 52 20 87,5 Ø Mot.019316→ 		71-24069-00 123 016 00 21 	12-21918-04 123 050 01 67 70-20423-00 ES 6x 000 053 19 58 70-21918-10 AS 6x 000 053 31 58	71-23108-10 ⁷ 123 142 01 80 	71-21267-10 617 014 01 80 	81-21023-30 K ← 006 997 12 47 45x67x13 AB SL RD FPM 71-19722-00 K → 001 997 12 41 78x84x8 Graphit		
2,7 M 130.920	103 kW (140 PS)	280 S (108)	10/67-07/72	01-23420-05 ¹² ¹³ ²² 130 010 34 21 +130 010 97 08 +123 050 01 67 Mot.017537→ 01-23420-05 ¹² ¹³ ²¹ 130 010 34 21 +130 010 97 08 +123 050 01 67 Mot.019316→ 02-23420-04 ²² 130 010 34 21 Mot.017537→ 02-23420-04 ²¹ 130 010 34 21 Mot.019316→ 	61-23420-10 130 016 52 20 87,5 Ø 		71-24069-00 123 016 00 21 	12-21918-04 123 050 01 67 70-20423-00 ES 6x 000 053 19 58 70-21918-10 AS 6x 000 053 31 58	71-23108-10 ⁷ 123 142 01 80 	71-21267-10 617 014 01 80 	81-21023-30 K ← 006 997 12 47 45x67x13 AB SL RD FPM 71-19722-00 K → 001 997 12 41 78x84x8 Graphit		
2,7 M 130.923	96 kW (130 PS)	250 C (114) 250 (114)	06/72-11/76	01-23420-05 ¹² ¹³ 130 010 34 21 +130 010 97 08 +123 050 01 67 02-23420-04 130 010 34 21 	61-23420-10 130 016 52 20 87,5 Ø 		71-24069-00 123 016 00 21 	12-21918-04 123 050 01 67 70-20423-00 ES 6x 000 053 19 58 70-21918-10 AS 6x 000 053 31 58	71-23108-10 ⁷ 123 142 01 80 	71-21267-10 617 014 01 80 	81-21023-30 K ← 006 997 12 47 45x67x13 AB SL RD FPM 71-19722-00 K → 001 997 12 41 78x84x8 Graphit		

MERCEDÉS-BENZ												
Ltr.												
2,7 M 130.980	118 kW (160 PS)	280 SE (108) 280 SE (111)	01/67-08/72	01-23425-04 ¹² ¹³ ²¹ 130 010 35 21 +130 010 97 08 +123 050 01 67 Mot.014829→ 01-23425-04 ¹² ¹³ ²² 130 010 35 21 +130 010 97 08 +123 050 01 67 Mot.030342→ 02-23425-04 ²¹ 130 010 35 21 Mot.014829→ 02-23425-04 ²² 130 010 35 21 Mot.030342→ 	61-23425-10 ²¹ 130 016 56 20 87 Ø Mot.014829→ 61-23425-10 ²² 130 016 56 20 87 Ø Mot.030342→ 		71-23066-00 130 016 02 21 	12-21918-04 123 050 01 67 70-20423-00 ES 6x 000 053 19 58 70-21918-10 AS 6x 000 053 31 58		71-23108-10 ⁷ 123 142 01 80 	71-21267-10 617 014 01 80 	81-21023-30 K ← 006 997 12 47 45x67x13 AB SL RD FPM 71-19722-00 K → 001 997 12 41 78x84x8 Graphit
2,7 M 130.981	118 kW (160 PS)	300 SEL (109)	01/68-08/72	01-23425-04 ¹² ¹³ 130 010 35 21 +130 010 97 08 +123 050 01 67 02-23425-04 130 010 35 21 	61-23425-10 130 016 56 20 87 Ø 		71-23066-00 130 016 02 21 	12-21918-04 123 050 01 67 70-20423-00 ES 6x 000 053 19 58 70-21918-10 AS 6x 000 053 31 58		71-23108-10 ⁷ 123 142 01 80 	71-21267-10 617 014 01 80 	81-21023-30 K ← 006 997 12 47 45x67x13 AB SL RD FPM 71-19722-00 K → 001 997 12 41 78x84x8 Graphit
2,7 M 130.983	125 kW (170 PS)	280 SL (113)	01/68-03/71	01-23425-04 ¹² ¹³ ²¹ 130 010 35 21 +130 010 97 08 +123 050 01 67 Mot.005302→ 01-23425-04 ¹² ¹³ ²² 130 010 35 21 +130 010 97 08 +123 050 01 67 Mot.008785→ 02-23425-04 ²¹ 130 010 35 21 Mot.005302→ 02-23425-04 ²² 130 010 35 21 Mot.008785→ 	61-23425-10 ²¹ 130 016 56 20 87 Ø Mot.005302→ 61-23425-10 ²² 130 016 56 20 87 Ø Mot.008785→ 		71-23066-00 130 016 02 21 	12-21918-04 123 050 01 67 70-20423-00 ES 6x 000 053 19 58 70-21918-10 AS 6x 000 053 31 58		71-23108-10 ⁷ 123 142 01 80 	71-21267-10 617 014 01 80 	81-21023-30 K ← 006 997 12 47 45x67x13 AB SL RD FPM 71-19722-00 K → 001 997 12 41 78x84x8 Graphit

MERCEDES-BENZ													
Ltr.													
2,7 M 130.984	118 kW (160 PS)	280 SE (111)	01/67-12/71	01-23425-04 ⁽¹²⁾ ⁽¹³⁾ ⁽²²⁾ 130 010 35 21 +130 010 97 08 +123 050 01 67 Mot.000140→ 01-23425-04 ⁽¹²⁾ ⁽¹³⁾ ⁽²¹⁾ 130 010 35 21 +130 010 97 08 +123 050 01 67 Mot.000339→ 02-23425-04 ⁽²²⁾ 130 010 35 21 Mot.000140→ 02-23425-04 ⁽²¹⁾ 130 010 35 21 Mot.000339→ 	61-23425-10 ⁽²²⁾ 130 016 56 20 87 Ø Mot.000140→ 61-23425-10 ⁽²¹⁾ 130 016 56 20 87 Ø Mot.000339→ 		71-23066-00 130 016 02 21 	12-21918-04 123 050 01 67 70-20423-00 ES 6x 000 053 19 58 70-21918-10 AS 6x 000 053 31 58		71-23108-10 ⁽⁷⁾ 123 142 01 80 	71-21267-10 617 014 01 80 	81-21023-30 K ← 006 997 12 47 45x67x13 AB SL RD FPM 71-19722-00 K → 001 997 12 41 78x84x8 Graphit	
2,7 OM 612.961 OM 612.962 OM 612.963 OM 612.965 OM 612.966 OM 612.967 OM 647.961	115-130 kW (156-177 PS)	C 270 CDI (203) CLK 270 CDI (209) CLK 270 CDI (209) E 270 CDI (210) E 270 CDI (211) G 270 CDI (461) G 270 CDI (463) ML 270 CDI (163)	07/99→	01-35160-01 ⁽¹²⁾ ⁽¹³⁾ 612 010 18 20 +612 010 14 05 +612 050 00 58 (5x) +612 016 00 21 +611 016 02 21 02-35160-01 612 010 18 20 08-34038-01 ⁽¹³⁾ ⁽³⁵⁾ 612 010 14 05	61-35160-10 612 016 03 20 89 Ø 1,2 mm MLS 	14-32109-02 611 990 13 22 (12x) 	15-40018-01 612 016 00 21 +611 016 02 21 (5x) 	12-29491-04 000 053 42 58 (20x) 70-29491-00 000 053 42 58 20x	71-34473-00 611 094 00 80 5x 	71-35300-00 612 142 03 80 	71-34038-00 612 014 01 22 Metall 	81-26248-10 K ← 023 997 84 47 45x67x8 A SL RD PTFE 81-90002-00 K → 611 010 01 14	
2,7 OM 612.981 OM 612.983	115 kW (156 PS)	216 CDI 316 CDI 416 CDI 616 CDI	04/00→	02-35160-01 612 010 18 20 08-34038-01 ⁽¹³⁾ ⁽³⁵⁾ 612 010 14 05	61-35160-10 612 016 03 20 89 Ø 1,2 mm MLS 	14-32109-02 611 990 13 22 (12x) 	15-40018-01 612 016 00 21 +611 016 02 21 (5x) Mot.→50813930 	12-29491-04 000 053 42 58 (20x) 70-29491-00 000 053 42 58 20x	71-35216-00 612 141 01 80 20x 	71-35300-00 612 142 03 80 	71-34038-00 612 014 01 22 Metall 	81-26248-10 K ← 023 997 84 47 45x67x8 A SL RD PTFE 81-90002-00 K → 611 010 01 14	
2,8 M 104.900	128 kW (174 PS)	V 280 (638)	08/97-07/03	02-29110-02 ⁽¹²⁾	61-29110-00 000 016 03 20 83,5 Ø 1,65 mm 	14-32056-01 000 990 04 80 (7x) +000 990 05 80 (10x) +000 990 06 80 (3x) 	71-33851-00 000 016 03 21 	12-26058-01 000 053 48 58 (12x) 70-26058-00 000 053 48 58 12x	71-31411-00 000 141 03 80 	71-31409-00 ⁽¹⁰⁾ 000 141 02 80 	71-29435-10 000 142 02 80 Zyl. 1-3 	71-29440-10 000 142 03 80 Zyl. 4-6 	81-24292-10 K ← 012 997 11 46 35x48x10 A SL RD FPM 81-23708-40 K → 85x105x11 A SL LD FPM

MERCEDES-BENZ															
2,8 M 104.941 M 104.942 M 104.943 M 104.944 M 104.945	142-145 kW (193-197 PS)	C 280 (202) E 280 (124) E 280 (210) S 280 (140) SL 280 (129) 280 E (124) 300 SE (140)	10/92-10/01	01-28975-02 ⁽¹²⁾ ⁽¹³⁾ 104 010 37 20 +104 010 14 08 +104 010 21 30 +104 010 02 58 02-28975-02 104 010 37 20 08-28636-01 ⁽¹³⁾ 104 010 14 08	61-28975-30 104 016 28 20 91 Ø 1,75 mm 	14-32029-01 104 990 00 12 (14x) 	15-29497-01 104 010 21 30 	12-29491-02 104 050 02 58 70-29491-00 000 053 42 58	24x	71-29486-00 104 141 10 80 	6x	71-31321-00 104 142 07 80 	2x	71-26232-20 606 014 00 22 	81-26248-00 K ← 120 997 03 46 45x67x8 A SL RD FPM 81-26249-00 K → 017 997 74 47 93x114x13 A SL LD FPM
2,8 M 112.920 M 112.921 M 112.922 M 112.923 M 112.925	145-150 kW (197-204 PS)	C 280 (202) E 280 (210) S 280 (220) SL 280 (129)	12/96→	02-31260-01 L 02-31265-01 R 08-37221-01 ⁽¹³⁾	61-31260-00 L 112 016 03 20 92 Ø 0,65 mm MLS 61-31265-00 R 112 016 04 20 92 Ø 0,65 mm 	14-32106-01 112 990 03 12 (8x) 	2x 71-34107-00 L 112 016 02 21 71-34108-00 R 112 016 03 21 	12-29491-03 000 053 41 58 (9x) 70-29491-00 000 053 42 58	2x 18x	71-31363-00 112 141 20 80 	2x	71-31208-00 112 142 01 80 	6x	71-31414-10 	81-26248-10 K ← 023 997 84 47 45x67x8 A SL RD PTFE 81-26249-10 K → 112 997 02 46 93x114x10 A SL LD PTFE ACM
2,8 M 130.921	92 kW (125 PS)			01-23420-05 ⁽¹²⁾ ⁽¹³⁾ ⁽²²⁾ 130 010 34 21 +130 010 97 08 +123 050 01 67 Mot.000210→ 01-23420-05 ⁽¹²⁾ ⁽¹³⁾ ⁽²¹⁾ 130 010 34 21 +130 010 97 08 +123 050 01 67 Mot.001662→ 02-23420-04 ⁽²²⁾ 130 010 34 21 Mot.000210→ 02-23420-04 ⁽²¹⁾ 130 010 34 21 Mot.001662→ 	61-23420-10 ⁽²²⁾ 130 016 52 20 87,5 Ø Mot.000210→ 61-23420-10 ⁽²¹⁾ 130 016 52 20 87,5 Ø Mot.001662→ 		71-24069-00 123 016 00 21 	12-21918-04 123 050 01 67 70-20423-00 ES 000 053 19 58 70-21918-10 AS 000 053 31 58	6x 6x		71-23108-10 ⁽⁷⁾ 123 142 01 80 		71-21267-10 617 014 01 80 	81-21023-30 K ← 006 997 12 47 45x67x13 AB SL RD FPM 71-19722-00 K → 001 997 12 41 78x84x8 Graphit	
2,8 M 130.922 [NEW]	125 kW (170 PS)			02-23420-04 130 010 34 21 Mot.000039→ 	61-23420-10 130 016 52 20 87,5 Ø Mot.000039→ 		71-24069-00 123 016 00 21 	12-21918-04 123 050 01 67 70-20423-00 000 053 19 58 70-21918-10 000 053 31 58	6x 6x		71-23108-10 ⁽⁷⁾ 123 142 01 80 				
2,8 M 130.933	87 kW (118 PS)			01-23420-05 ⁽¹²⁾ ⁽¹³⁾ 130 010 34 21 +130 010 97 08 +123 050 01 67 02-23420-04 130 010 34 21 	61-23420-10 130 016 52 20 87,5 Ø 		71-24069-00 123 016 00 21 	12-21918-04 123 050 01 67 70-20423-00 ES 000 053 19 58 70-21918-10 AS 000 053 31 58	6x 6x		71-23108-10 ⁽⁷⁾ 123 142 01 80 		71-21267-10 617 014 01 80 	81-21023-30 K ← 006 997 12 47 45x67x13 AB SL RD FPM 71-19722-00 K → 001 997 12 41 78x84x8 Graphit	

MERCEDES-BENZ													
2,9 M 103.982	132-138 kW (180-188 PS)	300 SL (107)	09/85-08/89	01-26840-01 ¹² ¹³ 103 010 54 20 +103 010 45 08 +103 050 01 58 +103 016 04 21 02-26840-03 103 010 54 20 08-26569-02 ¹³ 103 010 45 08	61-26840-30 103 016 19 20 90,5 Ø 1,75 mm 	14-32028-01 102 990 08 10 (14x) 	71-26566-10 103 016 04 21 	12-25227-04 103 050 01 58 70-25227-10 ES 102 053 16 58 70-25228-10 AS 102 053 03 58 6x 6x	71-26568-20 103 141 11 80 	71-26591-10 103 142 14 80 71-26638-10 103 142 13 80 	5x 71-26569-30 103 014 04 22 	81-26248-00 K ← 120 997 03 46 45x67x8 81-26249-00 K → 017 997 74 47 93x114x13 A SL LD FPM 81-15512-50 N 018 997 79 47 30x40x7 A SL RD FPM	
2,9 OM 602.900	70-72 kW (95-98 PS)		01/89→	02-29245-01 602 010 67 20 08-26572-02 ¹³ 602 010 55 05	61-29245-30 602 016 46 20 90,5 Ø 1,7 mm 61-29245-40 602 016 47 20 90,5 Ø 2 mm 	14-32031-02 603 990 01 10 (5x) +603 990 02 10 (11x) +603 990 03 10 (6x) 	71-26573-10 602 016 02 21 71-26574-10 602 016 03 21 	12-27214-04 602 050 00 58 70-27214-00 AS 000 053 35 58 70-28424-10 ES 102 053 02 58 5x 5x	71-26571-20 602 141 08 80 	71-26611-00 602 142 00 80 	71-26572-10 605 014 01 22 71-34038-00 612 014 01 22 Metall 	81-26248-10 K ← 023 997 84 47 45x67x8 A SL RD PTFE 81-26249-00 K → 017 997 74 47 93x114x13 A SL LD FPM	
2,9 OM 602.940 OM 602.942 OM 602.946 OM 602.947	70-72 kW (95-98 PS)	G 290 D (461) 210 D 310 D	10/88→	02-29245-01 602 010 67 20 08-26572-02 ¹³ 602 010 55 05	61-29245-30 602 016 46 20 90,5 Ø 1,7 mm 61-29245-40 602 016 47 20 90,5 Ø 2 mm 	14-32031-02 603 990 01 10 (5x) +603 990 02 10 (11x) +603 990 03 10 (6x) 	71-26574-10 602 016 03 21 	12-27214-04 602 050 00 58 70-27214-00 AS 000 053 35 58 70-28424-10 ES 102 053 02 58 5x 5x	71-26571-20 602 141 08 80 	71-26611-00 602 142 00 80 	71-26572-10 605 014 01 22 71-34038-00 612 014 01 22 Metall 	81-26248-10 K ← 023 997 84 47 45x67x8 A SL RD PTFE 81-26249-00 K → 017 997 74 47 93x114x13 A SL LD FPM	
2,9 OM 602.980 OM 602.982 OM 602.983 OM 602.984 OM 602.985	75-95 kW (102-129 PS)	E 290 TD (210) G 290 TD (461) 210 D 212 D 290 D 310 D 312 D 410 D 412 D	02/95→	01-29245-01 ¹² ¹³ 602 010 75 20 +602 010 55 05 +602 050 00 58 +602 016 02 21 02-29245-02 602 010 75 20 08-26572-02 ¹³ 602 010 55 05 08-26572-04 ¹³ ³⁵	61-29245-30 602 016 46 20 90,5 Ø 1,7 mm 61-29245-40 602 016 47 20 90,5 Ø 2 mm 	14-32031-02 603 990 01 10 (5x) +603 990 02 10 (11x) +603 990 03 10 (6x) 	71-26573-10 602 016 02 21 	12-27214-04 602 050 00 58 70-27214-00 AS 000 053 35 58 70-28424-10 ES 102 053 02 58 5x 5x	71-26571-20 602 141 08 80 71-37131-00 ^{5x} 601 141 00 60 	71-26611-00 602 142 00 80 	71-26572-10 605 014 01 22 71-34038-00 612 014 01 22 Metall 	81-26248-10 K ← 023 997 84 47 45x67x8 A SL RD PTFE 81-26249-00 K → 017 997 74 47 93x114x13 A SL LD FPM 81-90002-00 K → 611 010 01 14	
2,9 OM 617.912	59-65 kW (80-88 PS)	300 D (123)	02/76-11/85	01-24125-03 ¹² ¹³ 617 010 87 20 +617 010 11 05 +617 050 01 67 02-24125-05 ¹² 617 010 87 20 +617 016 01 80 +617 050 01 67 08-21407-10 ¹³ 617 010 11 05	61-24125-40 617 016 08 20 92 Ø 1,75 mm 	14-32032-02 615 990 01 12 (5x) +615 990 02 12 (9x) +615 990 03 12 (8x) Mot.067786, 073576→ 	71-23796-00 617 016 01 80 	12-20315-04 617 050 01 67 70-20315-20 000 053 22 58 10x	71-23834-10 ⁷ 617 142 07 80 	71-20731-30 ⁸ 110 492 04 80 	71-21407-10 616 014 01 22 	81-17328-20 K ← 011 997 22 47 45x74,5/79,5x12 A SL RD FPM 71-19722-00 K → 001 997 12 41 78x84x8 Graphit	

MERCEDES-BENZ

Ltr.	Power	Model	Year	Part 1	Part 2	Part 3	Part 4	Part 5	Part 6	Part 7	Part 8	Part 9	Part 10
2,9 OM 617.913	65 kW (88 PS)	209 D 309 D	10/82-01/90	01-24125-03 (12) (13) 617 010 87 20 +617 010 11 05 +617 050 01 67 02-24125-05 (12) 617 010 87 20 +617 016 01 80 +617 050 01 67 08-21407-10 (13) 617 010 11 05	61-24125-40 617 016 08 20 92 Ø 1,75 mm	14-32032-02 615 990 01 12 (5x) +615 990 02 12 (9x) +615 990 03 12 (8x)	71-23796-00 617 016 01 80	12-20315-04 617 050 01 67 70-20315-20 000 053 22 58	10x	71-23834-10 (7) 617 142 07 80	71-21407-10 616 014 01 22	81-17328-20 K ← 011 997 22 47 45x74,5/79,5x12 A SL RD FPM 71-19722-00 K → 001 997 12 41 78x84x8 Graphit	
2,9 OM 617.952	92 kW (125 PS)	300 CTD (123) 300 TD (123)	10/80-11/85	02-24125-06 617 010 88 20 08-21267-09 (13) 617 010 12 05	61-24125-40 617 016 08 20 92 Ø 1,75 mm	14-32032-02 615 990 01 12 (5x) +615 990 02 12 (9x) +615 990 03 12 (8x)	71-23796-00 617 016 01 80	12-20315-05 617 050 00 67 70-20315-20 ES 000 053 22 58 70-20315-30 AS 000 053 28 58	5x 5x	71-23834-10 (7) 617 142 07 80	71-21267-10 617 014 01 80	81-17328-20 K ← 011 997 22 47 45x74,5/79,5x12 A SL RD FPM 71-19722-00 K → 001 997 12 41 78x84x8 Graphit	
3,0 M 102.998	92 kW (125 PS)			02-25225-13 102 010 65 41 08-26543-10 (13) 102 010 32 05	61-25225-40 102 016 28 20 97,5 Ø 1,75 mm	14-32026-01 615 990 02 12 (10x)	71-26396-10 102 016 12 21	12-25227-03 102 050 01 58 70-25227-10 ES 102 053 16 58 70-25228-10 AS 102 053 03 58	4x 4x	71-25198-10 102 141 27 80	71-25226-20 102 142 14 80	4x 71-26543-10 102 014 07 22	81-26248-00 K ← 120 997 03 46 45x67x8 A SL RD FPM 81-26249-00 K → 017 997 74 47 93x114x13 A SL LD FPM
3,0 M 103.980 M 103.981 M 103.983 M 103.984 M 103.985 M 103.987	125-140 kW (170-190 PS)	E 300 (124) G 300 E (463) SL 300 (129) 300 CE (123) 300 CE (124) 300 E (124) 300 SE (126)	01/85→	01-26840-01 (12) (13) 103 010 54 20 +103 010 45 08 +103 050 01 58 +103 016 04 21 02-26840-03 103 010 54 20 08-26569-02 (13) 103 010 45 08	61-26840-30 103 016 19 20 90,5 Ø 1,75 mm	14-32028-01 102 990 08 10 (14x)	71-26566-10 103 016 04 21	12-25227-04 103 050 01 58 70-25227-10 ES 102 053 16 58 70-25228-10 AS 102 053 03 58	6x 6x	71-26568-20 103 141 11 80	71-26591-10 103 142 14 80 71-26638-10 103 142 13 80	5x 71-26569-30 103 014 04 22	81-26248-00 K ← 120 997 03 46 45x67x8 A SL RD FPM 81-26249-00 K → 017 997 74 47 93x114x13 A SL LD FPM 81-15512-50 N 018 997 79 47 30x40x7 A SL RD FPM
3,0 M 104.980	162 kW (220 PS)	E 300 TE 24 AMG (124) 300 CE 24 (124) 300 E 24 (124)	09/88-06/96	02-28975-04 104 010 20 20 08-28636-01 (13) 104 010 14 08	61-28975-30 104 016 28 20 91 Ø 1,75 mm	14-32029-01 104 990 00 12 (14x)	15-28607-01 104 010 06 30	12-28637-01 (21) 104 050 00 58 Mot.→004091 12-28637-01 (22) 104 050 00 58 Mot.→017952 12-28637-02 (21) 104 050 01 58 Mot.004092 - 008997→ 12-29491-02 (21) 104 050 02 58 Mot.008998→ 12-28637-02 (22) 104 050 01 58 Mot.017953 - 042363→ 12-29491-02 (22) 104 050 02 58 Mot.042364→		71-28639-00 104 141 05 80	2x 71-31321-00 104 142 07 80 71-26232-20 606 014 00 22	81-26248-00 K ← 120 997 03 46 45x67x8 A SL RD FPM 81-26249-00 K → 017 997 74 47 93x114x13 A SL LD FPM 81-15512-50 N 018 997 79 47 30x40x7 A SL RD FPM	

MERCEDES-BENZ													
Ltr.													
3,0 M 104.980	170 kW (231 PS)	300 CE 24 (124) 300 E 24 (124)	09/88-06/93	02-28975-04 104 010 20 20 08-28636-01 ¹³ 104 010 14 08	61-28975-30 104 016 28 20 91 Ø 1,75 mm 	14-32029-01 104 990 00 12 (14x) 	15-28607-01 104 010 06 30 	12-28637-01 ²¹ 104 050 00 58 Mot.→004091 12-28637-02 ²¹ 104 050 01 58 Mot.004092→ Mot.→008997 12-28637-01 ²² 104 050 00 58 Mot.→017952 12-28637-02 ²² 104 050 01 58 Mot.017953→ Mot.→042363 12-29491-02 ²¹ 104 050 02 58 Mot.008998→ 12-29491-02 ²² 104 050 02 58 Mot.042364→	71-28639-00 104 141 05 80 		71-31321-00 104 142 07 80 2x	71-26232-20 606 014 00 22 	81-26248-00 K ← 120 997 03 46 45x67x8 A SL RD FPM 81-26249-00 K → 017 997 74 47 93x114x13 A SL LD FPM 81-15512-50 N 018 997 79 47 30x40x7 A SL RD FPM
3,0 M 104.981	170 kW (231 PS)	SL 300 (129)	03/89-07/93	02-28975-04 104 010 20 20 08-28636-01 ¹³ 104 010 14 08	61-28975-30 104 016 28 20 91 Ø 1,75 mm 	14-32029-01 104 990 00 12 (14x) 	15-28607-01 104 010 06 30 	12-28637-01 ²¹ 104 050 00 58 Mot.→000789 12-28637-01 ²² 104 050 00 58 Mot.→007762 12-28637-02 ²¹ 104 050 01 58 Mot.000790 - 002770→ 12-29491-02 ²¹ 104 050 02 58 Mot.002771→ 12-28637-02 ²² 104 050 01 58 Mot.007763 - 019611→ 12-29491-02 ²² 104 050 02 58 Mot.019612→	71-28639-00 104 141 05 80 		71-31321-00 104 142 07 80 2x	71-26232-20 606 014 00 22 	81-26248-00 K ← 120 997 03 46 45x67x8 A SL RD FPM 81-26249-00 K → 017 997 74 47 93x114x13 A SL LD FPM 81-15512-50 N 018 997 79 47 30x40x7 A SL RD FPM
3,0 M 272.940 M 272.941 M 272.942 M 272.943 M 272.944 M 272.945 M 272.946 M 272.947 M 272.948 M 272.949 M 272.952	170 kW (231 PS)	C 280 (203) C 280 (204) C 300 (204) CLK 280 (209) CLS 280 (219) CLS 300 (219) E 280 (211) E 300 (212) GLK 280 (204) GLK 300 (204) R 280 (251) R 300 (251) S 280 (221) S 300 (221) SL 280 (230) SL 300 (230) SLK 280 (171) SLK 300 (171)	01/05→	02-37100-01 L 02-37105-01 R 08-37718-01 ¹³ ³⁵	61-37100-00 L 272 016 08 20 89 Ø MLS 61-37105-00 R 272 016 07 20 89 Ø MLS 	14-32215-01 272 016 01 69 (8x) 2x	70-31414-10 	12-31306-08 000 053 51 58 (12x) 70-31306-00 000 053 46 58 24x	71-35013-00 R 272 141 23 80 2x 71-35014-00 L 272 141 22 80 		71-36987-00 272 142 06 80 2x	70-31414-10 	81-26248-10 K ← 023 997 84 47 45x67x8 A SL RD PTFE 81-90026-10 K → 272 010 08 14 FPM

MERCEDES-BENZ													
Ltr.													
3,0 M 276.820 M 276.821 M 276.823 M 276.824 M 276.825 [NEW]	200-270 kW (272-367 PS)	C 400 (205) C 400 4-matic (205) C 45 AMG (205) CLS 400 Shooting Brake (218) CLS 400 (218) E 320 (207) E 400 (207) E 400 (212) GL 400 (166) GLE Coupe 400 (292) GLE Coupe 45 AMG (292) GLE 400 (166) GLE 500 e (166) ML 400 (166) S 320 (222) S 400 (222) S 500 Hybrid (222) SL 400 (231)	01/13→	02-10088-01 ¹² 08-10020-01 ¹³	61-10088-00 R 276 016 02 00 89,5 Ø MLS 61-10089-00 L 276 016 01 00 89,5 Ø MLS 	14-32387-02 278 016 00 69 (8x) 	2x 70-31414-10 	12-31306-08 000 053 51 58 (12x)	2x 71-10755-00 U 276 141 04 80 71-10756-00 O 276 141 07 80	6x 6x	71-10777-00 276 142 03 80	2x 70-31414-10 71-10772-00 ¹³ 276 014 18 00 ACM	81-26248-10 K ← 023 997 84 47 45x67x8 A SL RD PTFE 81-10449-00 K → 276 010 00 07 FPM
3,0 OM 603.912 OM 603.913 OM 603.931 OM 603.960 OM 603.961 OM 603.962 OM 603.963	80-110 kW (109-148 PS)	E 300 TD (124) G 300 D (460) G 300 D (463) 300 D (124) 300 TD (124) 300 TD(124)	03/79→	01-27005-01 ¹² ¹³ ³⁰ 603 010 85 20 +603 010 67 05 +603 050 00 67 +603 016 02 21 02-27005-06 603 010 85 20 08-26232-02 ¹³ 603 010 67 05	61-27005-40 603 016 34 20 88,5 Ø 1,75 mm 61-27005-50 ¹³ 603 016 35 20 88,5 Ø 2 mm 	14-32031-03 603 990 01 10 (6x) +603 990 02 10 (13x) +603 990 03 10 (7x) 	71-26999-00 ³⁰ 603 016 02 21 71-27001-00 ²⁹ 603 016 03 21 	12-28424-03 603 050 00 67 70-27214-00 AS 000 053 35 58 70-28424-10 ES 102 053 02 58	6x 6x	71-27057-20 603 141 08 80 	71-27058-00 603 142 00 80 	71-26232-20 606 014 00 22 	81-26248-10 K ← 023 997 84 47 45x67x8 A SL RD PTFE 81-26249-00 K → 017 997 74 47 93x114x13 A SL LD FPM
3,0 OM 606.910	100 kW (136 PS)	E 300 D (124)	06/93-06/96	02-31670-01 606 010 13 20 08-26232-03 ¹³ 606 010 13 05	61-31670-00 606 016 03 20 88 Ø MLS 	14-32033-03 603 990 02 10 (20x) +603 990 03 10 (6x) 	15-31644-01 606 016 04 21 +606 016 02 21 (6x) 	12-31306-05 ²¹ 606 050 00 58 Mot.→007549 12-31306-05 ²² 606 050 00 58 Mot.→014563 12-31306-06 ²¹ 606 050 01 58 Mot.007550→ 12-31306-06 ²² 606 050 01 58 Mot.014564→	71-31803-00 606 141 01 80 	71-31794-00 606 142 03 80 	2x 71-26232-20 606 014 00 22 	81-26248-10 K ← 023 997 84 47 45x67x8 A SL RD PTFE 81-26249-00 K → 017 997 74 47 93x114x13 A SL LD FPM	
3,0 OM 606.912	100 kW (136 PS)	E 300 D (210)	06/95-06/97	02-31670-01 606 010 13 20 08-26232-03 ¹³ 606 010 13 05	61-31670-00 606 016 03 20 88 Ø MLS 	14-32033-03 603 990 02 10 (20x) +603 990 03 10 (6x) 	15-31644-01 606 016 04 21 +606 016 02 21 (6x) 	12-31306-06 606 050 01 58 70-29491-00 AS 000 053 42 58 70-31306-00 ES 000 053 46 58	12x 12x	71-31803-00 606 141 01 80 	71-31794-00 606 142 03 80 	2x 71-26232-20 606 014 00 22 	81-26248-10 K ← 023 997 84 47 45x67x8 A SL RD PTFE 81-26249-00 K → 017 997 74 47 93x114x13 A SL LD FPM
3,0 OM 606.961 OM 606.962 OM 606.964	130 kW (177 PS)	E 300 TD (210) G 300 TD (463) S 300 TD (140)	05/96→	02-31670-02 606 010 46 20 08-26232-03 ¹³ 606 010 13 05	61-31670-00 606 016 03 20 88 Ø MLS 	14-32033-03 603 990 02 10 (20x) +603 990 03 10 (6x) 	15-31644-01 606 016 04 21 +606 016 02 21 (6x) 	12-31306-06 606 050 01 58 70-29491-00 AS 000 053 42 58 70-31306-00 ES 000 053 46 58	12x 12x	71-31803-00 606 141 01 80 	71-31796-00 606 142 04 80 	71-26232-20 606 014 00 22 	81-26248-10 K ← 023 997 84 47 45x67x8 A SL RD PTFE 81-26249-00 K → 017 997 74 47 93x114x13 A SL LD FPM

MERCEDDES-BENZ													
Ltr.													
3,0 OM 612.990 170 kW (231 PS)	C 30 CDI AMG (203)	09/02-05/08	02-35160-01 612 010 18 20 08-34038-01 ¹³ ³⁵ 612 010 14 05	61-35160-10 612 016 03 20 89 Ø 1,2 mm MLS 	15-36224-01 647 016 01 21 +611 016 02 21 (5x) 	12-29491-04 000 053 42 58 (20x) 70-29491-00 000 053 42 58 20x	71-34473-00 611 094 00 80 5x 		71-35300-00 612 142 03 80 	71-34038-00 612 014 01 22 Metall 	81-26248-10 K ← 023 997 84 47 45x67x8 A SL RD PTFE 81-90002-00 K → 611 010 01 14		
3,0 OM 617.910 OM 617.919 OM 617.931 OM 617.932	59-65 kW (80-88 PS) G 300 D (460) 240 D (115)	08/74→	01-24125-03 ¹² ¹³ 617 010 87 20 +617 010 11 05 +617 050 01 67 02-24125-05 ¹² 617 010 87 20 +617 016 01 80 +617 050 01 67 08-21407-10 ¹³ 617 010 11 05	61-24125-40 617 016 08 20 92 Ø 1,75 mm 	14-32032-02 615 990 01 12 (5x) +615 990 02 12 (9x) +615 990 03 12 (8x) 	71-23796-00 617 016 01 80 	12-20315-04 617 050 01 67 70-20315-20 000 053 22 58 10x		71-23834-10 ⁷ 617 142 07 80 	71-20731-30 110 492 04 80 	71-21407-10 616 014 01 22 	81-17328-20 K ← 011 997 22 47 45x74,5/79,5x12 A SL RD FPM 71-19722-00 K → 001 997 12 41 78x84x8 Graphit	
3,0 OM 617.950 OM 617.951 OM 617.952	85-92 kW (116-125 PS) 300 TD (123)	08/81→	02-24125-06 617 010 88 20 08-21267-09 ¹³ 617 010 12 05	61-24125-40 617 016 08 20 92 Ø 1,75 mm 	14-32032-02 615 990 01 12 (5x) +615 990 02 12 (9x) +615 990 03 12 (8x) 	71-23796-00 617 016 01 80 	12-20315-05 617 050 00 67 70-20315-20 ES 000 053 22 58 70-20315-30 AS 000 053 28 58 5x 5x		71-23834-10 ⁷ 617 142 07 80 		71-21267-10 617 014 01 80 	81-17328-20 K ← 011 997 22 47 45x74,5/79,5x12 A SL RD FPM 71-19722-00 K → 001 997 12 41 78x84x8 Graphit	

MERCEDES-BENZ

Ltr.												
3,0	OM 642.820 OM 642.822 OM 642.830 OM 642.832 OM 642.836 OM 642.850 OM 642.856 OM 642.870 OM 642.884 OM 642.890 OM 642.896 OM 642.898 OM 642.910 OM 642.930 OM 642.932 OM 642.940 OM 642.950 OM 642.960 OM 642.961 OM 642.970 OM 642.990 OM 642.992 OM 642.993	135-195 kW (184-265 PS)	C 300 CDI (204) C 320 CDI (203) C 320 CDI (204) C 350 CDI (204) CLK 320 CDI (209) E 250 CDI (207) E 300 CDI (212) E 320 CDI (211) E 350 CDI (207) E 350 CDI (212) G 280 CDI (461) G 320 CDI (463) G 350 CDI (461) GL 320 CDI (164) GL 350 CDI (164) GLK 320 CDI (204) GLK 350 CDI (204) ML 280 CDI (164) ML 300 CDI (164) ML 320 CDI (164) ML 350 CDI (164) R 280 CDI (251) R 300 CDI (251) R 320 CDI (251) R 350 CDI (251) S 320 CDI (221) VIANO CDI VITO 120 CDI 122 CDI 218 CDI 219 CDI 318 CDI 319 CDI 418 CDI 419 CDI 518 CDI 519 CDI	01/05→	02-37270-03 ⁽¹²⁾ 08-37726-01 ^{(13) (35)} 08-37726-02 ⁽¹³⁾	61-37270-00 R 642 016 52 20 84 Ø MLS 61-37275-00 L 642 016 51 20 84 Ø MLS 	70-31414-10 	12-31306-05 606 050 00 58 70-31306-00 000 053 46 58	71-37713-00 2x 642 141 05 80 	71-37709-00 2x 642 142 00 80 	70-31414-10 	81-26248-10 K ← 023 997 84 47 45x67x8 A SL RD PTFE 81-90034-00 K →

MERCEDES-BENZ													
Ltr.													
3,0 OM 642.826 OM 642.835 OM 642.838 OM 642.852 OM 642.861 OM 642.868 OM 642.872 OM 642.886	140-195 kW (190-265 PS)	E 300 CDI (212) E 350 BlueTEC (207) E 350 CDI (207) E 350 (207) G 350 CDI (463) GL 350 (166) GLE Coupe 350 d (292) GLE 350 d (166) GLK 350 CDI (204) ML 350 (166) R 280 CDI (251) R 300 CDI (251) R 350 CDI (251) S 350 (221) S 350 (222)	05/06→	02-37955-01 ⁽¹²⁾ 08-37726-01 ^{(13) (35)} 08-37726-02 ⁽¹³⁾	61-37955-00 R 642 016 53 20 MLS 61-37960-00 L 642 016 54 20 MLS 		70-31414-10 	12-31306-05 606 050 00 58 70-31306-00 000 053 46 58	71-37713-00 642 141 05 80 24x 		71-37709-00 642 142 00 80 2x 	70-31414-10 	81-26248-10 K ← 023 997 84 47 45x67x8 A SL RD PTFE 81-90034-00 K →
3,0 OM 642.830	170 kW (231 PS)	C 350 CDI (204)	10/09-08/14	02-37270-03 ⁽¹²⁾ 08-37726-01 ^{(13) (35)} 08-37726-02 ⁽¹³⁾	61-37270-00 R 642 016 52 20 84 Ø MLS 61-37275-00 L 642 016 51 20 84 Ø MLS 		70-31414-10 	12-31306-05 606 050 00 58 70-31306-00 000 053 46 58	71-37713-00 642 141 05 80 24x 		71-37709-00 642 142 00 80 2x 	70-31414-10 	81-26248-10 K ← 023 997 84 47 45x67x8 A SL RD PTFE
3,0 OM 642.834 OM 642.852 OM 642.853 OM 642.854 OM 642.858 OM 642.862	170-195 kW (231-265 PS)	C 350 CDI (204) CLS 350 BlueTEC Shooting Brake (218) CLS 350 BlueTEC (218) CLS 350 CDI (218) CLS 350 d Shooting Brake (218) CLS 350 d (218) CLS 350 (218) E 300 CDI (212) E 350 BlueTEC (212) E 350 CDI (212) E 350 (212) S 350 (221)	11/09→	02-37955-01 ⁽¹²⁾ 08-37726-01 ^{(13) (35)} 08-37726-02 ⁽¹³⁾	61-37955-00 R 642 016 53 20 MLS 61-37960-00 L 642 016 54 20 MLS 		70-31414-10 	12-31306-05 606 050 00 58 70-31306-00 000 053 46 58	71-37713-00 642 141 05 80 24x 		71-37709-00 642 142 00 80 2x 	70-31414-10 	81-26248-10 K ← 023 997 84 47 45x67x8 A SL RD PTFE 81-37439-00 K → 112 997 00 46 93x114x11,5 AB LD PTFE 81-90034-00 K →

MERCEDES-BENZ													
Ltr.													
3,0 OM 642.850 OM 642.930	150-173 kW (204-235 PS)	E 300 CDI (212) S 350 CDI (221)	06/09-12/13	02-37270-03 ¹² 08-37726-01 ^{13 35} 08-37726-02 ¹³	61-37270-00 R 642 016 52 20 84 Ø MLS 61-37275-00 L 642 016 51 20 84 Ø MLS 		70-31414-10 	12-31306-05 606 050 00 58 70-31306-00 000 053 46 58	71-37713-00 642 141 05 80 24x 		71-37709-00 642 142 00 80 2x 	70-31414-10 	81-26248-10 K ← 023 997 84 47 45x67x8 A SL RD PTFE 81-37439-00 K → 112 997 00 46 93x114x11,5 AB LD PTFE 81-90034-00 K →
3,0 OM 642.920 OM 642.921	140-165 kW (190-224 PS)	CLS 320 CDI (219) E 280 CDI (211) E 320 CDI (211)	01/05-12/10	02-37270-03 ¹² 08-37726-01 ^{13 35} →06/06 08-37726-02 ¹³ 07/06→	61-37270-00 R 642 016 52 20 84 Ø MLS 61-37275-00 L 642 016 51 20 84 Ø MLS 		70-31414-10 		71-37713-00 642 141 05 80 2x 		71-37709-00 642 142 00 80 2x 	70-31414-10 	81-26248-10 K ← 023 997 84 47 45x67x8 A SL RD PTFE 81-90034-00 K → →06/06
3,0 OM 642.920	155-200 kW (211-272 PS)	CLS 350 CDI (219) E 300 (211)	09/07-12/10	02-37270-03 ¹² 08-37726-02 ¹³	61-37270-00 R 642 016 52 20 84 Ø MLS 61-37275-00 L 642 016 51 20 84 Ø MLS 		70-31414-10 		71-37713-00 642 141 05 80 2x 		71-37709-00 642 142 00 80 2x 	70-31414-10 	81-26248-10 K ← 023 997 84 47 45x67x8 A SL RD PTFE

MERCEDES-BENZ													
3,2 M 104.990	170 kW (231 PS)	300 SE (140)	03/91-10/98	01-28975-01 ¹² ¹³ ²¹ 104 010 36 20 +104 010 14 08 +104 010 06 30 +104 050 01 58 Mot.→001566 01-28975-01 ¹² ¹³ ²² 104 010 36 20 +104 010 14 08 +104 010 06 30 +104 050 01 58 Mot.→042686 01-28975-03 ¹² ¹³ ²¹ 104 010 36 20 +104 010 14 08 +104 010 06 30 +104 050 02 58 Mot.001567→ 01-28975-03 ¹² ¹³ ²² 104 010 36 20 +104 010 14 08 +104 010 06 30 +104 050 02 58 Mot.042687→ 02-28975-01 104 010 36 20 08-28636-01 ¹³ 104 010 14 08	61-28975-30 104 016 28 20 91 Ø 1,75 mm 	14-32029-01 104 990 00 12 (14x) 	15-28607-01 104 010 06 30 	12-28637-02 ²¹ 104 050 01 58 Mot.→001566 12-28637-02 ²² 104 050 01 58 Mot.→042686 12-29491-02 ²¹ 104 050 02 58 Mot.001567→ 12-29491-02 ²² 104 050 02 58 Mot.042687→ 70-28637-00 ²¹ 12x 104 053 02 58 Mot.→001566 70-29491-00 ²¹ 12x 000 053 42 58 Mot.→001566 70-28637-00 ²² 12x 104 053 02 58 Mot.→042686 70-29491-00 ²² 12x 000 053 42 58 Mot.→042686 70-29491-00 ²¹ 24x 000 053 42 58 Mot.001567→ 70-29491-00 ²² 24x 000 053 42 58 Mot.042687→	71-29493-00 104 141 09 80 	71-31321-00 104 142 07 80 2x 	71-26232-20 606 014 00 22 	81-26248-00 K ← 120 997 03 46 45x67x8 A SL RD FPM 81-26249-00 K → 017 997 74 47 93x114x13 A SL LD FPM	
3,2 M 104.991 M 104.992 M 104.994 M 104.995 M 104.996	155-170 kW (211-231 PS)	E 320 (124) E 320 (210) G 320 E (463) SL 320 (129) 300 SE (140) 320 CE (124) 320 E (124)	03/91-10/01	01-28975-02 ¹² ¹³ 104 010 37 20 +104 010 14 08 +104 010 21 30 +104 010 02 58 02-28975-02 104 010 37 20 08-28636-01 ¹³ 104 010 14 08	61-28975-30 104 016 28 20 91 Ø 1,75 mm 	14-32029-01 104 990 00 12 (14x) 	15-29497-01 104 010 21 30 	12-29491-02 104 050 02 58 70-29491-00 000 053 42 58 24x	71-29486-00 6x 104 141 10 80 	71-31321-00 2x 104 142 07 80 	71-26232-20 606 014 00 22 	81-26248-00 K ← 120 997 03 46 45x67x8 A SL RD FPM 81-26249-00 K → 017 997 74 47 93x114x13 A SL LD FPM	
3,2 M 112.940 M 112.941 M 112.942 M 112.943 M 112.944 M 112.945 M 112.946 M 112.947 M 112.949 M 112.951 M 112.953 M 112.954 M 112.955	140-165 kW (190-224 PS)	C 320 (203) CLK 320 (208) CLK 320 (209) E 320 (210) E 320 (211) G 320 E (463) ML 320 (163) S 320 (220) SL 320 (129) SLK 320 (170) VIANO 119 122	12/96→	02-31260-01 L 02-31265-01 R 08-37221-01 ¹³	61-31260-00 L 112 016 03 20 92 Ø 0,65 mm MLS 61-31265-00 R 112 016 04 20 92 Ø 0,65 mm 	14-32106-01 2x 112 990 03 12 (8x) 	71-34107-00 L 112 016 02 21 71-34108-00 R 112 016 03 21 	12-29491-03 000 053 41 58 (9x) 70-29491-00 000 053 42 58 18x	71-31363-00 2x 112 141 20 80 	71-31208-00 6x 112 142 01 80 	70-31414-10 	81-26248-10 K ← 023 997 84 47 45x67x8 A SL RD PTFE 81-26249-10 K → 112 997 02 46 93x114x10 A SL LD PTFE ACM	

MERCEDES-BENZ													
3,2 M 112.960 M 112.961	260 kW (354 PS)	C 32 AMG (203) SLK 32 AMG (170)	02/01-05/08	 08-37221-01 ¹³	 61-31260-00 L 112 016 03 20 92 Ø 0,65 mm MLS 61-31265-00 R 112 016 04 20 92 Ø 0,65 mm 	 14-32106-01 112 990 03 12 (8x) 	2x 71-34107-00 L 112 016 02 21 71-34108-00 R 112 016 03 21 	 12-29491-01 612 050 00 58 (4x) 70-29491-00 000 053 42 58	2x 18x		 71-31208-00 112 142 01 80 	6x 70-31414-10 	 81-26248-10 K ← 023 997 84 47 45x67x8 A SL RD PTFE 81-26249-10 K → 112 997 02 46 93x114x10 A SL LD PTFE ACM
3,2 OM 613.960 OM 613.961	145 kW (197 PS)	E 320 CDI (210) S 320 CDI (220)	07/99-03/03	 02-35165-01 613 010 11 20 08-34041-01 ^{13 35} 613 010 05 05	 61-35165-00 648 016 03 20 89 Ø 1,2 mm MLS 	 14-32109-03 611 990 13 22 (14x) 	 15-36226-01 613 016 01 21 +611 016 02 21 (6x) 	 12-29491-02 104 050 02 58 70-29491-00 000 053 42 58	24x	 71-35217-00 613 141 01 80 	 71-35305-00 613 142 04 80 	 71-34041-00 613 014 01 22 Metall 	 81-26248-10 K ← 023 997 84 47 45x67x8 A SL RD PTFE 81-90002-00 K → 611 010 01 14
3,2 OM 648.960 OM 648.961	130-150 kW (177-204 PS)	E 280 CDI (211) E 320 CDI (211) S 320 CDI (220)	09/02-07/09	 02-35165-01 613 010 11 20 08-34041-01 ^{13 35} 613 010 05 05	 61-35165-00 648 016 03 20 89 Ø 1,2 mm MLS 	 14-32109-03 611 990 13 22 (14x) 	 15-36226-01 613 016 01 21 +611 016 02 21 (6x) Mot.→30063210 15-38448-01 648 016 00 21 +611 016 02 21 (6x) Mot.30063211→ 	 12-29491-02 104 050 02 58 70-29491-00 000 053 42 58	24x	 71-35217-00 613 141 01 80 	 71-35305-00 613 142 04 80 	 71-34041-00 613 014 01 22 Metall 	 81-26248-10 K ← 023 997 84 47 45x67x8 A SL RD PTFE 81-90002-00 K → 611 010 01 14
3,4 OM 603.970 OM 603.971 OM 603.972	100-110 kW (136-150 PS)	G 350 TD (463) S 350 TD (140)	09/91→	 02-37150-01 603 010 57 20 Mot.→002834 02-31015-01 603 010 86 20 Mot.002835→ 08-26232-02 ¹³ 603 010 67 05	 61-37150-00 603 016 26 20 Mot.→002834 61-31015-00 603 016 37 20 90 Ø 1,74 mm Mot.002835→ 	 14-32031-03 603 990 01 10 (6x) +603 990 02 10 (13x) +603 990 03 10 (7x) 	 71-26999-00 603 016 02 21 	 12-28424-03 603 050 00 67 70-27214-00 AS 000 053 35 58 70-28424-10 ES 102 053 02 58	6x 6x	 71-27057-20 603 141 08 80 	 71-27058-00 603 142 00 80 	 71-26232-20 606 014 00 22 	 81-26248-10 K ← 023 997 84 47 45x67x8 A SL RD PTFE 81-26249-00 K → 017 997 74 47 93x114x13 A SL LD FPM
3,5 M 116.980 M 116.981 M 116.982 M 116.983 M 116.990 M 116.992	132-147 kW (180-200 PS)	280 SE (108) 280 SE (111) 300 SEL (109) 350 SE (116) 350 SL (107) 350 SLC (107)	01/69→	 02-24150-05 L 116 010 55 20 02-24155-05 R 116 010 56 20 08-22447-03 ¹³ 116 010 27 06	 61-24150-10 L 116 016 46 20 94 Ø 1,7 mm 61-24155-10 R 116 016 47 20 94 Ø 1,7 mm 		 71-22864-10 L 116 016 13 21 71-22865-10 R 116 016 14 21 	 12-21918-07 116 050 01 67 70-20423-10 ES 116 053 00 58 70-21918-10 AS 000 053 31 58	2x 8x 8x	 71-22867-10 116 141 24 80 	8x 2x 71-27671-20 116 142 04 60 41-73069-30 ¹³ 915035 000008 	 71-22447-10 116 014 08 22 	 81-21023-30 K ← 006 997 12 47 45x67x13 AB SL RD FPM 81-22887-00 K → 001 997 87 47 100x124x13 A SL LD MVQ

MERCEDÉS-BENZ													
3,5 M 116.984 M 116.985	143-151 kW (194-205 PS)	350 SE (116) 350 SL (107) 350 SLC (107)	05/71-03/80	<p>02-24150-06 L 117 010 43 41</p> <p>02-24155-06 R 117 010 44 41</p> <p>08-22447-04 ¹³ 117 010 40 06</p>	<p>61-24150-10 L 116 016 46 20 94 Ø 1,7 mm</p> <p>61-24155-10 R 116 016 47 20 94 Ø 1,7 mm</p>		<p>71-22864-10 L 116 016 13 21</p> <p>71-22865-10 R 116 016 14 21</p>	<p>12-21918-07 116 050 01 67</p> <p>70-20423-10 ES 116 053 00 58</p> <p>70-21918-10 AS 000 053 31 58</p>	<p>2x 71-24183-10 L 117 141 28 80</p> <p>8x 71-24184-10 R 117 141 29 80</p>		<p>71-27671-20 116 142 04 60</p> <p>41-73069-30 ¹³ 915035 000008</p>	<p>8x 71-22447-10 116 014 08 22</p>	<p>81-21023-30 K ← 006 997 12 47 45x67x13 AB SL RD FPM</p> <p>81-22887-00 K → 001 997 87 47 100x124x13 A SL LD MVQ</p>
3,5 M 272.960 M 272.961 M 272.962 M 272.963 M 272.964 M 272.965 M 272.966 M 272.967 M 272.970 M 272.971 M 272.972 M 272.973 M 272.975 M 272.977 M 272.978 M 272.979 M 272.980 M 272.988 M 272.991	190-205 kW (258-279 PS)	C 350 (203) C 350 (204) CLK 350 (209) CLS 350 (219) E 350 (207) E 350 (211) E 350 (212) GLK 350 (204) ML 350 (164) R 350 (251) S 350 (221) SL 350 (230) SLK 350 (171) VIANO VITO 126 224 324 424 524	06/04→	<p>02-36365-01 L</p> <p>02-36370-01 R</p> <p>08-37718-01 ¹³ ³⁵</p>	<p>61-36365-00 L 272 016 15 20</p> <p>61-36370-00 R 272 016 16 20</p>	<p>14-32215-01 272 016 01 69 (8x)</p>	<p>2x 70-31414-10</p>	<p>12-31306-08 000 053 51 58 (12x)</p> <p>70-31306-00 000 053 46 58</p>	<p>2x 71-35013-00 R 272 141 23 80</p> <p>24x 71-35014-00 L 272 141 22 80</p>		<p>71-36987-00 272 142 06 80</p>	<p>2x 70-31414-10</p>	<p>81-26248-10 K ← 023 997 84 47 45x67x8 A SL RD PTFE</p> <p>81-90026-10 K → ¹³ 272 010 08 14 FPM</p>
3,5 M 272.968 M 272.969	224-232 kW (305-316 PS)	SL 350 (230) SLK 350 (171)	01/08-01/12	<p>02-36365-05 L</p> <p>02-36370-05 R</p> <p>08-37718-01 ¹³ ³⁵</p>	<p>61-36365-00 L 272 016 15 20</p> <p>61-36370-00 R 272 016 16 20</p>	<p>14-32215-01 272 016 01 69 (8x)</p>	<p>2x 70-31414-10</p>	<p>12-31306-08 000 053 51 58 (12x)</p> <p>70-31306-00 000 053 46 58</p>	<p>2x 71-41048-00 272 141 25 80</p>		<p>71-36987-00 272 142 06 80</p>	<p>2x 70-31414-10</p>	<p>81-26248-10 K ← 023 997 84 47 45x67x8 A SL RD PTFE</p> <p>81-90026-10 K → ¹³ 272 010 08 14 FPM</p>
3,5 M 272.974	205 kW (279 PS)	S 400 Hybrid (221)	01/09-12/13	<p>02-36365-01 L</p> <p>02-36370-01 R</p>	<p>61-36365-00 L 272 016 15 20</p> <p>61-36370-00 R 272 016 16 20</p>	<p>14-32215-01 272 016 01 69 (8x)</p>	<p>2x 70-31414-10</p>	<p>12-31306-08 000 053 51 58 (12x)</p> <p>70-31306-00 000 053 46 58</p>	<p>2x 71-35013-00 R 272 141 23 80</p> <p>24x 71-35014-00 L 272 141 22 80</p>		<p>71-36987-00 272 142 06 80</p>	<p>2x 70-31414-10</p>	<p>81-26248-10 K ← 023 997 84 47 45x67x8 A SL RD PTFE</p>

MERCEDES-BENZ												
Ltr. 3,5 M 272.982 M 272.983 M 272.984 M 272.985	215 kW (292 PS)	C 350 CGI (204) CLS 350 CGI (219) E 350 CGI (207) E 350 CGI (212)	04/06→ 	02-36365-02 L 02-36370-02 R 08-37718-01 ¹³ ³⁵	61-36365-00 L 272 016 15 20 61-36370-00 R 272 016 16 20 	14-32215-01 272 016 01 69 (8x) 	2x 70-31414-10 	12-31306-08 000 053 51 58 (12x) 70-31306-00 000 053 46 58	2x 24x 71-35331-00 L 272 141 05 80 71-35332-00 R 272 141 06 80 	71-36987-00 272 142 06 80 	2x 70-31414-10 	81-26248-10 K ← 023 997 84 47 45x67x8 A SL RD PTFE 81-90026-10 K → 272 010 08 14 FPM
3,5 M 276.850 	245 kW (333 PS)	CLS 400 Shooting Brake (218) CLS 400 (218) E 400 (207) E 400 (212) E400 (207)	07/14→ 	02-10114-01 ¹² 08-10020-01 ¹³	61-10114-00 L 276 016 03 00 93,5 Ø MLS 61-10115-00 R 276 016 04 00 93,5 Ø MLS 	14-32387-02 278 016 00 69 (8x) 	2x 70-31414-10 	12-31306-08 000 053 51 58 (12x)	2x 6x 6x 71-10755-00 U 276 141 04 80 71-10756-00 O 276 141 07 80	71-10777-00 276 142 03 80 	2x 70-31414-10 	81-26248-10 K ← 023 997 84 47 45x67x8 A SL RD PTFE 81-10449-00 K → 276 010 00 07 FPM
3,5 M 276.950 M 276.952 M 276.954 M 276.955 M 276.956 M 276.957 M 276.958 M 276.960 	185-245 kW (252-333 PS)	C 300 (204) C 350 CGI (204) C 350 (204) CLS 350 (218) E 300 (207) E 300 (212) E 350 (124) E 350 (207) E 350 (212) E 400 Hybrid (212) GLK 300 (204) GLK 350 (204) ML 300 (166) ML 350 (166) R 350 (251) S 350 CGI (221) S 400 Hybrid (222) SL 350 (231) SLK 350 (172)	01/06→ 	61-10090-00 L 276 016 02 20 93,5 Ø MLS 61-10091-00 R 276 016 05 20 93,5 Ø MLS 	14-32215-01 272 016 01 69 (8x) 	2x 70-31414-10 	12-31306-08 ES 000 053 51 58 (12x)	6x 6x 71-10759-00 U 276 141 00 80 71-10760-00 O 276 141 01 80	70-31414-10 	81-26248-10 K ← 023 997 84 47 45x67x8 A SL RD PTFE 81-10449-00 K → 276 010 00 07 FPM		
3,6 M 104.941 (AMG 3.6)	206 kW (280 PS)	C 36 AMG (202)	05/94-05/00 	01-28975-02 ¹² ¹³ 104 010 37 20 +104 010 14 08 +104 010 21 30 +104 010 02 58 02-28975-02 104 010 37 20 08-28636-01 ¹³ 104 010 14 08	61-28975-30 104 016 28 20 91 Ø 1,75 mm 	14-32029-01 104 990 00 12 (14x) 	15-29497-01 104 010 21 30 	12-29491-02 104 050 02 58 70-29491-00 000 053 42 58	24x 71-29486-00 104 141 10 80 	6x 71-31321-00 104 142 07 80 	2x 71-26232-20 606 014 00 22 	81-26248-00 K ← 120 997 03 46 45x67x8 A SL RD FPM 81-26249-00 K → 017 997 74 47 93x114x13 A SL LD FPM

MERCEDÉS-BENZ													
Ltr.													
3,6 M 104.992 (AMG 3.6)	195-200 kW (265-272 PS)	E 36 AMG (124)	06/93-03/98	<p>02-28975-01 104 010 36 20</p> <p></p> <p>08-28636-01 ¹³ 104 010 14 08</p>	<p>61-28975-30 104 016 28 20 91 Ø 1,75 mm</p>	<p>14-32029-01 104 990 00 12 (14x)</p>	<p>15-29497-01 104 010 21 30</p>	<p>12-29491-02 104 050 02 58 70-29491-00 000 053 42 58</p>	<p>71-29493-00 104 141 09 80</p> <p>24x </p>	<p>71-31321-00 104 142 07 80</p>	<p>2x 71-26232-20 606 014 00 22</p>	<p>81-26248-00 K ← 120 997 03 46 45x67x8 A SL RD FPM 81-26249-00 K → 017 997 74 47 93x114x13 A SL LD FPM</p>	
3,7 M 112.970 M 112.972 M 112.973 M 112.975 M 112.976	170-180 kW (231-245 PS)	ML 350 (163) S 350 (220) SL 350 (230) VIANO VITO 123	08/02→	<p>02-33880-01 L 02-33885-01 R 08-37221-01 ¹³</p>	<p>61-33880-00 L 112 016 09 20 98 Ø MLS</p> <p>61-33885-00 R 112 016 10 20 98 Ø MLS</p>	<p>14-32106-01 2x 112 990 03 12 (8x)</p>	<p>71-34107-00 L 112 016 02 21</p> <p>71-34108-00 R 112 016 03 21</p>	<p>12-29491-03 000 053 41 58 (9x) 70-29491-00 000 053 42 58</p>	<p>2x 71-31363-00 2x 112 141 20 80</p> <p>18x </p>	<p>71-31208-00 112 142 01 80</p>	<p>6x 70-31414-10</p>	<p>81-26248-10 K ← 023 997 84 47 45x67x8 A SL RD PTFE 81-26249-10 K → 112 997 02 46 93x114x10 A SL LD PTFE ACM</p>	
3,8 M 116.960 M 116.961	160 kW (218 PS)	380 S (126) 380 SE (126) 380 SL (107) 380 SLC (107)	07/80-08/84	<p>02-26560-05 L 116 010 51 20</p> <p></p> <p>02-26565-05 R 116 010 52 20</p> <p></p> <p>08-25194-04 ¹³ 117 010 39 06</p>	<p>61-26560-20 L 116 016 38 20 94,2 Ø 1,2 mm</p> <p>61-26565-20 R 116 016 39 20 94,2 Ø 1,2 mm</p>		<p>71-22864-10 L 116 016 13 21</p> <p>71-22865-10 R 116 016 14 21</p>	<p>12-20423-03 117 050 01 67 70-20423-10 116 053 00 58</p>	<p>2x 71-24183-10 L 117 141 28 80</p> <p>16x </p> <p>71-24184-10 R 117 141 29 80</p>	<p>71-27671-20 116 142 04 60</p>	<p>8x 71-25194-10 119 014 00 22</p>	<p>81-21023-30 K ← 006 997 12 47 45x67x13 AB SL RD FPM 81-22887-00 K → 001 997 87 47 100x124x13 A SL LD MVQ</p>	
3,8 M 116.962	150 kW (204 PS)	380 SL (107) 380 SLV (107)	09/80-08/85	<p>02-25735-04 L 116 010 49 20</p> <p></p> <p>02-25740-04 R 116 010 50 20</p> <p></p> <p>08-25194-05 ¹³ 116 010 26 06</p>	<p>61-25735-20 L 116 016 40 20 90,2 Ø 1,2 mm</p> <p>61-25740-20 R 116 016 41 20 90,2 Ø 1,2 mm</p>		<p>71-22864-10 L 116 016 13 21</p> <p>71-22865-10 R 116 016 14 21</p>	<p>12-27214-01 117 050 03 67 70-27214-00 000 053 35 58</p>	<p>2x 71-25731-20 L 117 141 22 80</p> <p>16x </p> <p>71-25732-20 R 117 141 23 80</p>	<p>71-27671-20 116 142 04 60</p>	<p>8x 71-25194-10 119 014 00 22</p>	<p>81-21023-30 K ← 006 997 12 47 45x67x13 AB SL RD FPM 81-25268-10 K → 116 997 02 46 100x124x13 A SL LD FPM</p>	
3,8 M 116.963	150 kW (204 PS)	380 SE (126) 380 SEC (126)	10/81-08/85	<p>02-25735-04 L 116 010 49 20</p> <p></p> <p>02-25740-04 R 116 010 50 20</p> <p></p> <p>08-25194-05 ¹³ 116 010 26 06</p>	<p>61-25735-20 L 116 016 40 20 90,2 Ø 1,2 mm</p> <p>61-25740-20 R 116 016 41 20 90,2 Ø 1,2 mm</p>		<p>71-22864-10 L 116 016 13 21</p> <p>71-22865-10 R 116 016 14 21</p>		<p>71-25731-20 L 117 141 22 80</p> <p>71-25732-20 R 117 141 23 80</p>	<p>71-27671-20 116 142 04 60</p>	<p>8x 71-25194-10 119 014 00 22</p>	<p>81-21023-30 K ← 006 997 12 47 45x67x13 AB SL RD FPM 81-25268-10 K → 116 997 02 46 100x124x13 A SL LD FPM</p>	

MERCEDÉS-BENZ													
Ltr.													
4,0 OM 628.960 OM 628.961 OM 628.962 OM 628.963	184-191 kW (250-260 PS)	E 400 CDI (211) G 400 CDI (463) ML 400 CDI (163) S 400 CDI (220)	06/00→		61-33185-00 L 628 016 03 20 86,6 Ø MLS 61-36250-00 R 628 016 04 20 86,6 Ø MLS 		71-36394-00 L 628 016 01 21 71-38449-00 R 646 016 12 21 	12-29491-01 612 050 00 58 (4x) 70-29491-00 000 053 42 58	2x 32x	71-36397-00 R 628 098 05 80 71-36398-00 L 628 098 06 80 71-36396-00 ⁽¹⁰⁾ 2x 628 098 05 80 	71-34251-00 611 142 07 80 	2x 70-31414-10 	81-26248-10 K ← 023 997 84 47 45x67x8 A SL RD PTFE 81-26249-10 K → 112 997 02 46 93x114x10 A SL LD PTFE ACM
4,0 OM 629.910 OM 629.911 OM 629.912	225-235 kW (306-320 PS)	E 420 CDI (211) GL 420 CDI (164) GL 450 CDI (164) ML 420 CDI (164) ML 450 CDI (164) S 420 CDI (221)	01/06→		61-35495-00 L 629 016 04 20 MLS 61-37370-00 R 629 016 08 20 MLS 		71-38449-00 R 646 016 12 21 	12-29491-01 612 050 00 58 (4x) 70-29491-00 000 053 42 58	2x 32x		71-34251-00 611 142 07 80 	2x 70-31414-10 	81-26248-10 K ← 023 997 84 47 45x67x8 A SL RD PTFE
4,1 M 116.964 M 116.965	150-170 kW (204-231 PS)	420 SE (126) 420 SEC (126) 420 SL (107)	10/85-06/91	02-26560-06 L 116 010 53 20 02-26565-06 R 116 010 54 20 08-25194-05 ⁽¹³⁾ 116 010 26 06	61-26560-20 L 116 016 38 20 94,2 Ø 1,2 mm 61-26565-20 R 116 016 39 20 94,2 Ø 1,2 mm 		71-22864-10 L 116 016 13 21 71-22865-10 R 116 016 14 21 	12-27214-01 117 050 03 67 70-27214-00 000 053 35 58	2x 16x	71-25731-20 L 117 141 22 80 71-25732-20 R 117 141 23 80 	71-27671-20 116 142 04 60 	8x 71-25194-10 119 014 00 22 	81-21023-30 K ← 006 997 12 47 45x67x13 AB SL RD FPM 81-25268-10 K → 116 997 02 46 100x124x13 A SL LD FPM

MERCEDES-BENZ

Ltr.	Power	Model	Year	Part 1	Part 2	Part 3	Part 4	Part 5	Part 6	Part 7	Part 8	Part 9	Part 10
4,2 M 119.971	205-210 kW (279-286 PS)	CL 420 (140) S 420 (140) 400 SE (140)	02/91-02/99	<p>02-28460-01 L 119 010 52 21 Mot.003088 - 017485→</p> <p>02-28465-02 R 119 010 50 21 Mot.003088 - 017485→</p> <p>02-29185-01 L 119 010 52 21 Mot.017486→</p> <p>02-29190-01 R 119 010 50 21 Mot.017486→</p> <p>02-29256-01 L 119 010 52 21</p> <p>02-29257-01 R 119 010 50 21</p> <p>08-25194-06 ¹³ 119 010 44 08</p>	<p>61-28460-00 L 119 016 26 20 94,2 Ø 1,75 mm Mot.003088 - 017485→</p> <p>61-28465-00 R 119 016 27 20 94,2 Ø 1,75 mm Mot.003088 - 017485→</p> <p>61-29185-00 L 119 016 35 20 93,2 Ø 1,75 mm Mot.017486→</p> <p>61-29190-00 R 119 016 36 20 93,2 Ø 1,75 mm Mot.017486→</p>	<p>14-32185-01 119 990 08 12 (10x) Mot.→017485</p> <p>14-32185-02 119 990 08 12 (7x) +119 990 09 12 (3x) Mot.017486→</p>	<p>2x 15-28652-01 L 119 010 13 30</p> <p>2x 15-28653-01 R 119 010 14 30</p>	<p>12-29491-01 612 050 00 58 (4x)</p> <p>70-29491-00 000 053 42 58</p>	<p>2x 71-29256-00 L 119 141 15 80</p> <p>32x 71-29257-00 R 119 141 26 80</p>	<p>71-29444-00 119 142 13 80</p>	<p>2x 71-25194-10 119 014 00 22</p>	<p>81-26248-00 K ← 120 997 03 46 45x67x8 A SL RD FPM</p> <p>81-25268-10 K → 116 997 02 46 100x124x13 A SL LD FPM</p> <p>81-15512-50 N 018 997 79 47 30x40x7 A SL RD FPM</p>	




MERCEDÉS-BENZ													
Ltr.													
4,2 M 119.985	205 kW (279 PS)	E 420 (210)	01/96-06/97	02-29185-02 L 119 010 53 21 02-29190-02 R 119 010 51 21 02-31272-01 L 119 010 53 21 02-31273-01 R 119 010 51 21 08-25194-07 ¹³ 119 010 45 08	61-29185-00 L 119 016 35 20 93,2 Ø 1,75 mm 61-29190-00 R 119 016 36 20 93,2 Ø 1,75 mm 	14-32185-02 119 990 08 12 (7x) +119 990 09 12 (3x) 	2x 15-28652-03 L 119 010 23 30 15-28653-03 R 119 010 24 30 	12-29491-01 612 050 00 58 (4x) 70-29491-00 000 053 42 58	2x 71-31272-00 L 119 141 24 80 71-31273-00 R 119 141 25 80 		71-29444-00 119 142 13 80 2x 	71-25194-10 119 014 00 22 	81-26248-00 K ← 120 997 03 46 45x67x8 A SL RD FPM 81-25268-10 K → 116 997 02 46 100x124x13 A SL LD FPM
4,3 M 113.940 M 113.941 M 113.942 M 113.943 M 113.944 M 113.948	200-225 kW (272-306 PS)	C 43 AMG (202) CLK 430 (208) E 430 (210) ML 430 (163) S 430 (220)	06/97-08/05	08-37221-01 ¹³	61-35515-00 L 113 016 09 20 91 Ø MLS 61-35520-00 R 113 016 10 20 91 Ø MLS 	14-32106-02 112 990 03 12 (10x) 	2x 71-35581-00 L 113 016 02 21 71-35582-00 R 113 016 03 21 	12-29491-02 104 050 02 58 70-29491-00 000 053 42 58	24x 71-31368-00 113 141 06 80 		71-31208-00 112 142 01 80 8x 		81-26248-10 K ← 023 997 84 47 45x67x8 A SL RD PTFE 81-26249-10 K → 112 997 02 46 93x114x10 A SL LD PTFE ACM
4,5 M 117.981 M 117.982 M 117.983 M 117.984 M 117.992 M 117.993	140-165 kW (190-225 PS)	450 S (116) 450 SE (116) 450 SL (107) 450 SLC (107)	08/72→	02-24150-05 L 116 010 55 20 02-24155-05 R 116 010 56 20 08-22447-03 ¹³ 116 010 27 06	61-24150-10 L 116 016 46 20 94 Ø 1,7 mm 61-24155-10 R 116 016 47 20 94 Ø 1,7 mm 		71-22864-10 L 116 016 13 21 71-22865-10 R 116 016 14 21 	12-21918-07 116 050 01 67 70-20423-10 ES 116 053 00 58 70-21918-10 AS 000 053 31 58	2x 71-22867-10 116 141 24 80 	8x 71-27671-20 116 142 04 60 41-73069-30 ¹³ 915035 000008 	2x 71-22447-10 116 014 08 22 	81-21023-30 K ← 006 997 12 47 45x67x13 AB SL RD FPM 81-22887-00 K → 001 997 87 47 100x124x13 A SL LD MVQ	

MERCEDÉS-BENZ												
Ltr. 4,5 M 117.985 160-165 kW 450 SE (116) M 117.986 (218-225 PS) 450 SL (107) 450 SLC (107)	10/72-10/80 	02-24150-06 L 117 010 43 41 02-24155-06 R 117 010 44 41 08-22447-04 ¹³ 117 010 40 06	61-24150-10 L 116 016 46 20 94 Ø 1,7 mm 61-24155-10 R 116 016 47 20 94 Ø 1,7 mm 	71-22864-10 L 116 016 13 21 71-22865-10 R 116 016 14 21 	12-21918-07 2x 116 050 01 67 70-20423-10 ES 8x 116 053 00 58 70-21918-10 AS 8x 000 053 31 58	71-24183-10 L 2x 117 141 28 80 71-24184-10 R 8x 117 141 29 80 	71-27671-20 8x 116 142 04 60 41-73069-30 ¹³ 2x 915035 000008 	71-22447-10 116 014 08 22 	81-21023-30 K ← 006 997 12 47 45x67x13 AB SL RD FPM 81-22887-00 K → 001 997 87 47 100x124x13 A SL LD MVQ			
4,7 M 273.922 250 kW GL 450 (164) M 273.923 (340 PS) S 450 (221) M 273.924	12/05→	02-37320-01 ¹² R 02-37325-01 ¹² L 08-37719-01 ¹³ ³⁸	61-37320-00 R 273 016 12 20 93 Ø MLS 61-37325-00 L 273 016 13 20 93 Ø MLS 	14-32215-01 2x 272 016 01 69 (8x) 	70-31414-10 	12-31306-01 2x 000 053 46 58 (16x) 70-31306-00 32x 000 053 46 58	71-35333-00 2x 273 141 08 80 	71-36988-00 2x 273 142 01 80 	70-31414-10 	81-26248-10 K ← 023 997 84 47 45x67x8 A SL RD PTFE 81-10395-00 K → 273 010 07 18 FPM		
4,7 M 278.920 299-335 kW CL 500 (216) M 278.922 (407-455 PS) CLS 500 (218) M 278.927 E 500 (212) M 278.928 E 550 CGI M 278.929 (207) M 278.932 E 550 CGI [NEW] (212) E 550 (207) GL 500 (166) GLE 500 (166) ML 500 (166) S 500 CGI (204) S 500 CGI (221) S 500 Maybach (222) S 500 (217) S 500 (222) SI 500 (231) SL 500 (231)	02/11→	61-43200-00 L 278 016 01 25 93,25 Ø 0,6 mm MLS 61-43205-00 R 278 016 05 20 93,5 Ø 0,6 mm MLS 	14-32387-01 2x 278 016 00 69 (10x) 	70-31414-10 	12-31306-12 2x 70-31306-00 32x 000 053 46 58	71-42882-00 8x 278 141 02 50 	71-38489-00 R 278 142 04 80 71-38491-00 L 278 142 05 80 	70-31414-10 	81-26248-10 K ← 023 997 84 47 45x67x8 A SL RD PTFE 81-10395-00 K → 273 010 07 18 FPM			
4,9 M 117.960 170-180 kW 450 SLC (107) (231-245 PS) 500 SL (107)	06/78-08/89	02-26855-06 L 117 010 39 41 02-26860-06 R 117 010 40 41	61-26855-10 L 117 016 12 20 98,7 Ø 1,2 mm 61-26860-10 R 117 016 13 20 98,7 Ø 1,2 mm 	71-22864-10 L 116 016 13 21 71-22865-10 R 116 016 14 21 	12-20423-03 2x 117 050 01 67 70-20423-10 16x 116 053 00 58	71-24183-10 L 2x 117 141 28 80 71-24184-10 R 8x 117 141 29 80 	71-25193-10 8x 117 142 05 80 	81-26248-00 K ← 120 997 03 46 45x67x8 A SL RD FPM 81-25268-10 K → 116 997 02 46 100x124x13 A SL LD FPM				

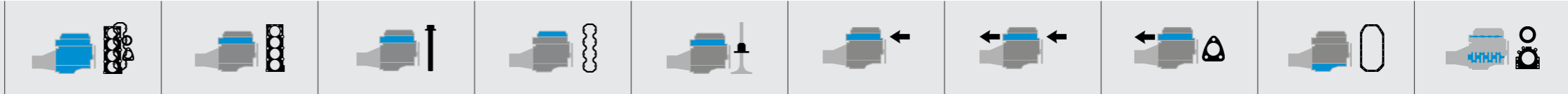
MERCEDES-BENZ																
4,9 M 117.961	170-177 kW (231-241 PS)	500 SE (126)	12/79-08/85	<p>02-26855-06 L 117 010 39 41</p> <p>02-26860-06 R 117 010 40 41</p> <p>08-25194-04 ¹³ 117 010 39 06</p>	<p>61-26855-10 L 117 016 12 20 98,7 Ø 1,2 mm</p> <p>61-26860-10 R 117 016 13 20 98,7 Ø 1,2 mm</p>		<p>71-22864-10 L 116 016 13 21</p> <p>71-22865-10 R 116 016 14 21</p>		<p>71-24183-10 L 117 141 28 80</p> <p>71-24184-10 R 117 141 29 80</p>		<p>71-25193-10 117 142 05 80</p>	8x	<p>71-25194-10 119 014 00 22</p>	<p>81-21023-30 K ← 006 997 12 47 45x67x13 AB SL RD FPM</p> <p>81-25268-10 K → 116 997 02 46 100x124x13 A SL LD FPM</p>		
4,9 M 117.962 M 117.963	170-177 kW (231-241 PS)	500 SE (126) 500 SEC (126) 500 SL (107)	12/79-12/85	<p>02-26855-07 L 117 010 41 41</p> <p>02-26860-07 R 117 010 42 41</p> <p>08-25194-05 ¹³ 116 010 26 06</p>	<p>61-26855-10 L 117 016 12 20 98,7 Ø 1,2 mm</p> <p>61-26860-10 R 117 016 13 20 98,7 Ø 1,2 mm</p>		<p>71-22864-10 L 116 016 13 21</p> <p>71-22865-10 R 116 016 14 21</p>		<p>71-25731-20 L 117 141 22 80</p> <p>71-25732-20 R 117 141 23 80</p>		<p>71-25193-10 117 142 05 80</p>	8x	<p>71-25194-10 119 014 00 22</p>	<p>81-21023-30 K ← 006 997 12 47 45x67x13 AB SL RD FPM</p> <p>81-25268-10 K → 116 997 02 46 100x124x13 A SL LD FPM</p>		
4,9 M 117.964 M 117.965	164-195 kW (223-265 PS)	G 500 E (463) 500 SE (126) 500 SEC (126) 500 SL (107)	09/85→	<p>02-26855-07 L 117 010 41 41</p> <p>02-26860-07 R 117 010 42 41</p> <p>08-25194-05 ¹³ 116 010 26 06</p>	<p>61-26855-10 L 117 016 12 20 98,7 Ø 1,2 mm</p> <p>61-26860-10 R 117 016 13 20 98,7 Ø 1,2 mm</p>		<p>71-22864-10 L 116 016 13 21</p> <p>71-22865-10 R 116 016 14 21</p>	<p>12-27214-01 117 050 03 67</p> <p>70-27214-00 000 053 35 58</p>	2x 16x	<p>71-25731-20 L 117 141 22 80</p> <p>71-25732-20 R 117 141 23 80</p>		<p>71-25193-10 117 142 05 80</p>	8x	<p>71-25194-10 119 014 00 22</p>	<p>81-21023-30 K ← 006 997 12 47 45x67x13 AB SL RD FPM</p> <p>81-25268-10 K → 116 997 02 46 100x124x13 A SL LD FPM</p>	
5,0 M 113.960 M 113.961 M 113.962 M 113.963 M 113.964 M 113.965 M 113.967 M 113.968 M 113.969	215-225 kW (292-306 PS)	CL 500 (215) CLK 500 (209) CLS 500 (219) E 500 (211) G 500 (463) ML 500 (163) ML 500 (164) S 500 (220) SL 500 (129) SL 500 (230)	04/98→	<p>08-37221-01 ¹³</p>	<p>61-35525-00 L 113 016 04 20 98 Ø MLS</p> <p>61-35530-00 R 113 016 05 20 98 Ø MLS</p>	<p>14-32106-02 112 990 03 12 (10x)</p>	2x	<p>71-35581-00 L 113 016 02 21</p> <p>71-35582-00 R 113 016 03 21</p>	<p>12-29491-02 104 050 02 58</p> <p>70-29491-00 000 053 42 58</p>	24x	<p>71-31368-00 113 141 06 80</p>		<p>71-31208-00 112 142 01 80</p>	8x	<p>70-31414-10</p>	<p>81-26248-10 K ← 023 997 84 47 45x67x8 A SL RD PTFE</p> <p>81-26249-10 K → 112 997 02 46 93x114x10 A SL LD PTFE ACM</p>

MERCEDÉS-BENZ														
Ltr.														
5,0 M 113.966	225 kW (306 PS)	S 500 (220)	10/98-08/05	08-37221-01 ¹³	61-35525-00 L 113 016 04 20 98 Ø MLS 	14-32106-02 112 990 03 12 (10x) 	2x 71-35581-00 L 113 016 02 21 	12-29491-02 104 050 02 58 70-29491-00 000 053 42 58	24x 71-31368-00 113 141 06 80 		71-31208-00 112 142 01 80 	8x 81-26248-10 K ← 023 997 84 47 45x67x8 A SL RD PTFE 81-26249-10 K → 112 997 02 46 93x114x10 A SL LD PTFE ACM		
5,0 M 119.960	240 kW (326 PS)	SL 500 (129)	09/89-08/92	02-27670-02 L 119 010 04 21 	61-27670-10 L 119 016 18 20 98,7 Ø 1,75 mm 	14-32185-01 119 990 08 12 (10x) 	2x 15-28652-01 L 119 010 13 30 	12-28656-01 119 050 00 58 Mot.→011930 12-29491-01 612 050 00 58 (4x) Mot.011931→ 70-28637-00 104 053 02 58 Mot.→011930 70-28638-00 104 053 01 58 Mot.→011930 70-29491-00 000 053 42 58 Mot.011931→	2x 71-27681-00 L 119 141 06 80 		71-29444-00 119 142 13 80 	2x 71-25194-10 119 014 00 22 	81-26248-00 K ← 120 997 03 46 45x67x8 A SL RD FPM 81-25268-10 K → 116 997 02 46 100x124x13 A SL LD FPM 81-15512-50 N 018 997 79 47 30x40x7 A SL RD FPM	
				02-27675-03 R 119 010 05 21 	61-27675-10 R 119 016 22 20 98,7 Ø 1,75 mm 		15-28653-01 R 119 010 14 30 		2x 71-27682-00 R 119 141 07 80 					
				08-25194-03 ¹³ 119 010 26 08					16x	16x				
									32x					

MERCEDES-BENZ

Ltr.    1

5,0 M 119.970 235-240 kW (320-326 PS) CL 500 (140) S 500 (140) 500 SE (140) 02/91-02/99



<p>02-27675-04 R 119 010 50 21 Mot.→006679</p> <p>02-27670-03 L 119 010 52 21 Mot.→048512</p> <p>02-27675-02 R 119 010 50 21 +119 016 19 20 Mot.006680 - 048512→</p> <p>02-29255-01 L 119 010 52 21 Mot.048513→</p> <p>02-29260-01 R 119 010 50 21 Mot.048513→</p> <p>02-29256-01 L 119 010 52 21</p> <p>02-29257-01 R 119 010 50 21</p> <p>08-25194-06 ¹³ 119 010 44 08</p>	<p>61-27670-10 L 119 016 18 20 98,7 Ø 1,75 mm Mot.006680 - 048512→ Mot.→006679</p> <p>61-27675-10 R 119 016 22 20 98,7 Ø 1,75 mm Mot.→006679</p> <p>61-27675-20 R 119 016 19 20 98,7 Ø 1,75 mm Mot.006680 - 048512→</p> <p>61-29255-00 L 119 016 37 20 97,7 Ø 1,75 mm Mot.048513→</p> <p>61-29260-00 R 119 016 38 20 97,7 Ø 1,75 mm Mot.048513→</p>	<p>14-32185-01 119 990 08 12 (10x) Mot.→048512</p> <p>14-32185-02 119 990 08 12 (7x) +119 990 09 12 (3x) Mot.→048513</p>	<p>2x 15-28652-01 L 119 010 13 30</p> <p>2x 15-28653-01 R 119 010 14 30</p>	<p>12-29491-01 612 050 00 58 (4x) 70-29491-00 000 053 42 58</p>	<p>2x 71-29256-00 L 119 141 15 80</p> <p>32x 71-29257-00 R 119 141 26 80</p>	<p>71-29444-00 119 142 13 80</p>	<p>2x 71-25194-10 119 014 00 22</p>	<p>81-26248-00 K ← 120 997 03 46 45x67x8 A SL RD FPM</p> <p>81-25268-10 K → 116 997 02 46 100x124x13 A SL LD FPM</p> <p>81-15512-50 N 018 997 79 47 30x40x7 A SL RD FPM</p>
---	--	--	---	---	--	--------------------------------------	---	---

MERCEDDES-BENZ												
Ltr.												
5,0 M 119.972	235 kW (320 PS)	SL 500 (129)	09/92-10/01	<p>02-27670-03 L 119 010 52 21 →11/93</p> <p></p> <p>02-27675-02 R 119 010 50 21 +119 016 19 20 →11/93</p> <p></p> <p>02-29255-01 L 119 010 52 21 12/93→</p> <p></p> <p>02-29260-01 R 119 010 50 21 12/93→</p> <p></p> <p>02-29256-01 L 119 010 52 21</p> <p></p> <p>02-29257-01 R 119 010 50 21</p> <p></p> <p></p> <p>08-25194-07 ¹³ 119 010 45 08</p>	<p>61-27670-10 L 119 016 18 20 98,7 Ø 1,75 mm →11/93</p> <p></p> <p>61-27675-20 R 119 016 19 20 98,7 Ø 1,75 mm →11/93</p> <p></p> <p>61-29255-00 L 119 016 37 20 97,7 Ø 1,75 mm 12/93→</p> <p></p> <p>61-29260-00 R 119 016 38 20 97,7 Ø 1,75 mm 12/93→</p> <p></p>	<p>14-32185-01 119 990 08 12 (10x) Mot.→004796</p> <p></p> <p>14-32185-02 119 990 08 12 (7x) +119 990 09 12 (3x) Mot.004797→</p> <p></p>	<p>2x 15-28652-01 L 119 010 13 30</p> <p></p> <p>2x 15-28653-01 R 119 010 14 30</p> <p></p>	<p>12-29491-01 612 050 00 58 (4x) 70-29491-00 000 053 42 58</p>	<p>2x 71-29256-00 L 119 141 15 80</p> <p>32x 71-29257-00 R 119 141 26 80</p> <p></p>	<p>71-29444-00 119 142 13 80</p> <p>2x 71-25194-10 119 014 00 22</p> <p></p>	<p>81-26248-00 K ← 120 997 03 46 45x67x8 A SL RD FPM</p> <p>81-25268-10 K → 116 997 02 46 100x124x13 A SL LD FPM</p> <p>81-15512-50 N 018 997 79 47 30x40x7 A SL RD FPM</p>	
5,0 M 119.972	240 kW (326 PS)	SL 500 (129)	09/89-08/92	<p>02-27670-03 L 119 010 52 21</p> <p></p> <p>02-27675-02 R 119 010 50 21 +119 016 19 20</p> <p></p> <p>02-29256-01 L 119 010 52 21</p> <p></p> <p></p> <p>02-29257-01 R 119 010 50 21</p> <p></p> <p></p> <p>08-25194-07 ¹³ 119 010 45 08</p>	<p>61-27670-10 L 119 016 18 20 98,7 Ø 1,75 mm</p> <p></p> <p>61-27675-20 R 119 016 19 20 98,7 Ø 1,75 mm</p> <p></p>	<p>14-32185-01 119 990 08 12 (10x) Mot.→004796</p> <p></p> <p>14-32185-02 119 990 08 12 (7x) +119 990 09 12 (3x) Mot.004797→</p> <p></p>	<p>2x 15-28652-01 L 119 010 13 30</p> <p></p> <p>2x 15-28653-01 R 119 010 14 30</p> <p></p>	<p>12-29491-01 612 050 00 58 (4x) 70-29491-00 000 053 42 58</p>	<p>2x 71-29256-00 L 119 141 15 80</p> <p>32x 71-29257-00 R 119 141 26 80</p> <p></p>	<p>71-29444-00 119 142 13 80</p> <p>2x 71-25194-10 119 014 00 22</p> <p></p>	<p>81-26248-00 K ← 120 997 03 46 45x67x8 A SL RD FPM</p> <p>81-25268-10 K → 116 997 02 46 100x124x13 A SL LD FPM</p> <p>81-15512-50 N 018 997 79 47 30x40x7 A SL RD FPM</p>	

MERCEDES-BENZ

Ltr. 1
 5,0 M 119.974 235-240 kW (320-326 PS) 500 E (124) 01/91-06/95

<p>02-27670-03 L 119 010 52 21 Mot.→001894 - 008946→ Mot.→001893 </p> <p>02-27675-04 R 119 010 50 21 Mot.→001893 </p> <p>02-27675-02 R 119 010 50 21 +119 016 19 20 Mot.001894 - 008946→ </p> <p>02-29255-01 L 119 010 52 21 Mot.008947→ </p> <p>02-29260-01 R 119 010 50 21 Mot.008947→ </p> <p>02-29256-01 L 119 010 52 21 </p> <p>02-29257-01 R 119 010 50 21 </p> <p>02-29257-01 R 119 010 50 21 </p> <p>08-25194-07 ⁽¹³⁾ 119 010 45 08</p>	<p>61-27670-10 L 119 016 18 20 98,7 Ø 1,75 mm Mot.001894 - 008946→ Mot.→001893 </p> <p>61-27675-10 R 119 016 22 20 98,7 Ø 1,75 mm Mot.→001893 61-27675-20 R 119 016 19 20 98,7 Ø 1,75 mm Mot.001894 - 008946→ </p> <p>61-29255-00 L 119 016 37 20 97,7 Ø 1,75 mm Mot.008947→ </p> <p>61-29260-00 R 119 016 38 20 97,7 Ø 1,75 mm Mot.008947→ </p>	<p>14-32185-01 119 990 08 12 (10x) Mot.→008946 </p> <p>14-32185-02 119 990 08 12 (7x) +119 990 09 12 (3x) Mot.008947→ </p>	<p>2x 15-28652-01 L 119 010 13 30 </p> <p>2x 15-28653-01 R 119 010 14 30 </p>	<p>12-29491-01 612 050 00 58 (4x) 70-29491-00 000 053 42 58</p>	<p>2x 71-29256-00 L 119 141 15 80 </p> <p>32x 71-29257-00 R 119 141 26 80 </p>	<p>71-29444-00 119 142 13 80 </p>	<p>2x 71-25194-10 119 014 00 22 </p>	<p>81-26248-00 K ← 120 997 03 46 45x67x8 A SL RD FPM 81-25268-10 K → 116 997 02 46 100x124x13 A SL LD FPM 81-15512-50 N 018 997 79 47 30x40x7 A SL RD FPM</p>			

MERCEDES-BENZ												
Ltr.			1									
5,0 M 119.980	235 kW (320 PS)	CL 500 (140) S 500 (140)	10/92-02/99	<p>02-29255-03 L 119 010 46 21</p> <p></p> <p>02-29260-03 R 119 010 51 21</p> <p></p> <p>02-31272-01 L 119 010 53 21</p> <p></p> <p></p> <p>02-31273-01 R 119 010 51 21</p> <p></p> <p></p> <p>08-25194-06 ¹³ 119 010 44 08</p>	<p>61-29255-00 L 119 016 37 20 97,7 Ø 1,75 mm</p> <p></p> <p>61-29260-00 R 119 016 38 20 97,7 Ø 1,75 mm</p> <p></p>	<p>14-32185-02 119 990 08 12 (7x) +119 990 09 12 (3x)</p> <p></p>	<p>2x 15-28652-03 L 119 010 23 30</p> <p></p> <p>15-28653-03 R 119 010 24 30</p> <p></p>	<p>12-29491-01 612 050 00 58 (4x)</p> <p>70-29491-00 000 053 42 58</p> <p>2x</p>	<p>71-31272-00 L 119 141 24 80</p> <p>71-31273-00 R 119 141 25 80</p> <p>32x</p> <p></p>	<p>71-29444-00 119 142 13 80</p> <p>2x</p> <p></p>	<p>71-25194-10 119 014 00 22</p> <p></p>	<p>81-26248-00 K ← 120 997 03 46 45x67x8 A SL RD FPM</p> <p>81-25268-10 K → 116 997 02 46 100x124x13 A SL LD FPM</p>
5,0 M 119.982	235 kW (320 PS)	SL 500 (129)	09/92-10/01	<p>02-29255-03 L 119 010 46 21</p> <p></p> <p>02-29260-03 R 119 010 51 21</p> <p></p> <p>02-31272-01 L 119 010 53 21</p> <p></p> <p></p> <p>02-31273-01 R 119 010 51 21</p> <p></p> <p></p> <p>08-25194-07 ¹³ 119 010 45 08</p>	<p>61-29255-00 L 119 016 37 20 97,7 Ø 1,75 mm</p> <p></p> <p>61-29260-00 R 119 016 38 20 97,7 Ø 1,75 mm</p> <p></p>	<p>14-32185-02 119 990 08 12 (7x) +119 990 09 12 (3x)</p> <p></p>	<p>2x 15-28652-03 L 119 010 23 30</p> <p></p> <p>15-28653-03 R 119 010 24 30</p> <p></p>	<p>12-29491-01 612 050 00 58 (4x)</p> <p>70-29491-00 000 053 42 58</p> <p>2x</p>	<p>71-31272-00 L 119 141 24 80</p> <p>71-31273-00 R 119 141 25 80</p> <p>32x</p> <p></p>	<p>71-29444-00 119 142 13 80</p> <p>2x</p> <p></p>	<p>71-25194-10 119 014 00 22</p> <p></p>	<p>81-26248-00 K ← 120 997 03 46 45x67x8 A SL RD FPM</p> <p>81-25268-10 K → 116 997 02 46 100x124x13 A SL LD FPM</p>

MERCEDÉS-BENZ												
Ltr.			1	 02-29185-02 L 119 010 53 21 02-29190-02 R 119 010 51 21 02-31272-01 L 119 010 53 21 02-31273-01 R 119 010 51 21 08-25194-07 ¹³ 119 010 45 08	 61-29185-00 L 119 016 35 20 93,2 Ø 1,75 mm 61-29190-00 R 119 016 36 20 93,2 Ø 1,75 mm 	 14-32185-02 119 990 08 12 (7x) +119 990 09 12 (3x) 	2x 15-28652-03 L 119 010 23 30 15-28653-03 R 119 010 24 30 	 12-29491-01 612 050 00 58 (4x) 70-29491-00 000 053 42 58 32x	2x 71-31272-00 L 119 141 24 80 71-31273-00 R 119 141 25 80 	 71-29444-00 119 142 13 80 2x 	 71-25194-10 119 014 00 22 	 81-26248-00 K ← 120 997 03 46 45x67x8 A SL RD FPM 81-25268-10 K → 116 997 02 46 100x124x13 A SL LD FPM
5,4 M 113.984 M 113.995	260-380 kW (354-517 PS) CLK 55 AMG (208) SL 55 AMG (230)	10/98-01/12	08-37221-01 ¹³	61-35525-00 L 113 016 04 20 98 Ø MLS 61-35530-00 R 113 016 05 20 98 Ø MLS 	14-32106-02 112 990 03 12 (10x) 	2x 71-35581-00 L 113 016 02 21 71-35582-00 R 113 016 03 21 	12-29491-02 104 050 02 58 70-29491-00 000 053 42 58 24x	71-31368-00 113 141 06 80 2x 	71-31208-00 112 142 01 80 8x 	70-31414-10 	81-26248-10 K ← 023 997 84 47 45x67x8 A SL RD PTFE 81-26249-10 K → 112 997 02 46 93x114x10 A SL LD PTFE ACM	
5,4 M 113.993	368 kW (500 PS) G 55 AMG (463)	08/06→		61-35525-00 L 113 016 04 20 98 Ø MLS 61-35530-00 R 113 016 05 20 98 Ø MLS 	14-32106-02 112 990 03 12 (10x) 	2x 71-35581-00 L 113 016 02 21 71-35582-00 R 113 016 03 21 	12-29491-02 104 050 02 58 70-29491-00 000 053 42 58 24x	71-31368-00 113 141 06 80 2x 	71-31208-00 112 142 01 80 8x 		81-26248-10 K ← 023 997 84 47 45x67x8 A SL RD PTFE 81-26249-10 K → 112 997 02 46 93x114x10 A SL LD PTFE ACM	

MERCEDDES-BENZ												
5,5 M 113.980 M 113.981 M 113.982 M 113.984 M 113.985 M 113.986 M 113.987 M 113.988 M 113.989 M 113.990 M 113.991 M 113.992	255-368 kW (347-500 PS)	C 55 AMG (203) CL 55 AMG (215) CLK 55 AMG (208) CLK 55 AMG (209) CLS 55 AMG (219) E 55 AMG (210) E 55 AMG (211) G 55 AMG (463) ML 55 AMG (163) S 55 AMG (220) SL 55 AMG (129) SL 55 AMG (230) SLK 55 AMG (171)	08/97→ 	08-37221-01 ¹³ 	61-35525-00 L 113 016 04 20 98 Ø MLS 61-35530-00 R 113 016 05 20 98 Ø MLS 	14-32106-02 112 990 03 12 (10x) 	2x 71-35581-00 L 113 016 02 21 71-35582-00 R 113 016 03 21 	12-29491-02 104 050 02 58 70-29491-00 000 053 42 58 24x 	71-31368-00 113 141 06 80 2x 	71-31208-00 112 142 01 80 8x 	70-31414-10 	81-26248-10 K ← 023 997 84 47 45x67x8 A SL RD PTFE 81-26249-10 K → 112 997 02 46 93x114x10 A SL LD PTFE ACM
5,5 M 113.993	373 kW (507 PS)	G 55 AMG (463)	08/08→	61-35525-00 L 113 016 04 20 98 Ø MLS 61-35530-00 R 113 016 05 20 98 Ø MLS 	14-32106-02 112 990 03 12 (10x) 	2x 71-35581-00 L 113 016 02 21 71-35582-00 R 113 016 03 21 	12-29491-02 104 050 02 58 70-29491-00 000 053 42 58 24x 	71-31368-00 113 141 06 80 2x 	71-31208-00 112 142 01 80 8x 	81-26248-10 K ← 023 997 84 47 45x67x8 A SL RD PTFE 81-26249-10 K → 112 997 02 46 93x114x10 A SL LD PTFE ACM		
5,5 M 117.968	178-220 kW (242-300 PS)	560 SE (126) 560 SEC (126)	10/85-06/91	02-26855-07 L 117 010 41 41 02-26860-07 R 117 010 42 41 08-25194-05 ¹³ 116 010 26 06	61-26855-10 L 117 016 12 20 98,7 Ø 1,2 mm 61-26860-10 R 117 016 13 20 98,7 Ø 1,2 mm 	71-22864-10 L 116 016 13 21 71-22865-10 R 116 016 14 21 	12-27214-01 117 050 03 67 70-27214-00 000 053 35 58 16x 	2x 71-25731-20 L 117 141 22 80 71-25732-20 R 117 141 23 80 	71-25193-10 117 142 05 80 8x 	71-25194-10 119 014 00 22 	81-21023-30 K ← 006 997 12 47 45x67x13 AB SL RD FPM 81-25268-10 K → 116 997 02 46 100x124x13 A SL LD FPM	

MERCEDES-BENZ												
Ltr. 1 5,5 M 152.980 [NEW] 310 kW (422 PS) SLK 55 AMG 01/12→												
5,5 M 157.980 [NEW] 386-430 kW (525-585 PS) C 63 AMG (216) M 157.981 CL 63 AMG (216) M 157.982 CLS 63 AMG (218) M 157.983 E 63 AMG (212) M 157.984 G 63 AMG (463) M 157.985 G 63 AMG 6x6 (463) GL 63 AMG (166) GLE Coupe 63 AMG (292) GLE 63 AMG (166) ML 63 (166) ML 63 (166) S 63 AMG (217) S 63 AMG (221) S 63 AMG (222) SL 63 AMG (231)	10/05→											
5,5 M 273.960 285 kW (388 PS) CL 500 (216) M 273.961 CLK (C209) CLK (209) M 273.962 CLS 500 (219) M 273.963 E 500 (207) M 273.965 E 500 (211) M 273.966 E 500 (212) M 273.967 G 500 (463) M 273.968 GL 500 (164) M 273.969 ML 500 (164) M 273.970 R 500 (251) M 273.971 S 500 (221) SL 500 (230)	10/05→											

MERCEDÉS-BENZ													
Ltr.													
6,0 M 119.974 AMG	280 kW (381 PS) E 60 AMG (124)	05/94-06/95	<p>02-27670-03 L 119 010 52 21 Mot.001894 - 008946→ Mot.→001893</p> <p></p> <p>02-27675-04 R 119 010 50 21 Mot.→001893</p> <p></p> <p>02-27675-02 R 119 010 50 21 +119 016 19 20 Mot.001894 - 008946→</p> <p></p> <p>02-29255-01 L 119 010 52 21 Mot.008947→</p> <p></p> <p>02-29260-01 R 119 010 50 21 Mot.008947→</p> <p></p> <p>02-29256-01 L 119 010 52 21</p> <p></p> <p></p> <p>02-29257-01 R 119 010 50 21</p> <p></p> <p></p> <p>08-25194-07 ⁽¹³⁾ 119 010 45 08</p>	<p>61-27670-10 L 119 016 18 20 98,7 Ø 1,75 mm Mot.001894 - 008946→ Mot.→001893</p> <p></p> <p>61-27675-10 R 119 016 22 20 98,7 Ø 1,75 mm Mot.→001893</p> <p>61-27675-20 R 119 016 19 20 98,7 Ø 1,75 mm Mot.001894 - 008946→</p> <p></p> <p>61-29255-00 L 119 016 37 20 97,7 Ø 1,75 mm Mot.008947→</p> <p></p> <p>61-29260-00 R 119 016 38 20 97,7 Ø 1,75 mm Mot.008947→</p> <p></p>	<p>14-32185-01 119 990 08 12 (10x) Mot.→008946</p> <p></p> <p>14-32185-02 119 990 08 12 (7x) +119 990 09 12 (3x) Mot.008947→</p> <p></p>	<p>2x 15-28652-01 L 119 010 13 30</p> <p></p> <p>2x 15-28653-01 R 119 010 14 30</p> <p></p>	<p>12-29491-01 612 050 00 58 (4x) 70-29491-00 000 053 42 58</p>	<p>2x 71-29256-00 L 119 141 15 80</p> <p>32x 71-29257-00 R 119 141 26 80</p> <p></p>	<p>71-29444-00 119 142 13 80</p> <p>2x </p>	<p>2x 71-25194-10 119 014 00 22</p> <p></p>	<p>81-26248-00 K ← 120 997 03 46 45x67x8 A SL RD FPM 81-25268-10 K → 116 997 02 46 100x124x13 A SL LD FPM 81-15512-50 N 018 997 79 47 30x40x7 A SL RD FPM</p>		
6,0 M 120.980	290-300 kW (394-408 PS) CL 600 (140) S 600 (140) 600 SE (140)	04/91-02/99	<p>02-31835-01 L 120 010 12 20</p> <p></p> <p>02-31840-01 R 120 010 13 20</p> <p></p> <p>08-28326-01 ⁽¹³⁾ 120 010 15 08</p>	<p>61-31835-00 L 120 016 19 20 90 Ø</p> <p></p> <p>61-31840-00 R 120 016 20 20 90 Ø</p> <p></p>	<p>14-32187-01 120 990 00 12 (14x)</p> <p></p>	<p>2x 15-31759-01 R 120 010 15 30</p> <p></p> <p>15-31761-01 L 120 010 14 30</p> <p></p>	<p>12-28637-02 104 050 01 58 Mot.→016879 12-29491-02 104 050 02 58 Mot.016880→</p>	<p>2x 71-29486-00 104 141 10 80</p> <p>12x </p> <p>2x 71-36736-00 120 141 02 80</p> <p></p>	<p>71-31321-00 104 142 07 80</p> <p>4x </p>	<p>71-28326-00 120 014 08 22</p> <p></p> <p>71-31781-00 ⁽¹¹⁾ 120 014 05 22</p>	<p>81-26248-00 K ← 120 997 03 46 45x67x8 A SL RD FPM 81-25268-10 K → 116 997 02 46 100x124x13 A SL LD FPM 81-15512-50 N 018 997 79 47 30x40x7 A SL RD FPM</p>		

MERCEDÉS-BENZ													
6,0 M 120.981	290-300 kW (394-408 PS)	SL 600 (129)	02/92-10/01	<p>02-31835-01 L 120 010 12 20</p> <p>02-31840-01 R 120 010 13 20</p> <p>08-28326-02 ¹³ 120 010 17 08</p>	<p>61-31835-00 L 120 016 19 20 90 Ø</p> <p>61-31840-00 R 120 016 20 20 90 Ø</p>	<p>14-32187-01 120 990 00 12 (14x)</p>	<p>2x 15-31759-01 R 120 010 15 30</p> <p>15-31761-01 L 120 010 14 30</p>	<p>12-28637-02 104 050 01 58 Mot.→000346</p> <p>12-29491-02 104 050 02 58 Mot.000347→</p>	<p>2x 71-29486-00 104 141 10 80</p> <p>2x 71-36736-00 120 141 02 80</p>	<p>71-31321-00 104 142 07 80</p> <p>71-31782-00 ¹¹ 120 014 07 22</p>	<p>4x 71-28326-00 120 014 08 22</p> <p>71-31782-00 ¹¹ 120 014 07 22</p>	<p>81-26248-00 K ← 120 997 03 46 45x67x8 A SL RD FPM</p> <p>81-25268-10 K → 116 997 02 46 100x124x13 A SL LD FPM</p> <p>81-15512-50 N 018 997 79 47 30x40x7 A SL RD FPM</p>	
6,0 M 120.982 M 120.983	290-300 kW (394-408 PS)	CL 600 (140) S 600 (140) SL 600 (129) 600 SE (140)	04/91-10/01	<p>02-31835-01 L 120 010 12 20</p> <p>02-31840-01 R 120 010 13 20</p> <p>08-28326-02 ¹³ 120 010 17 08</p>	<p>61-31835-00 L 120 016 19 20 90 Ø</p> <p>61-31840-00 R 120 016 20 20 90 Ø</p>	<p>14-32187-01 120 990 00 12 (14x)</p>	<p>2x 15-31759-01 R 120 010 15 30</p> <p>15-31761-01 L 120 010 14 30</p>	<p>12-29491-02 104 050 02 58</p>	<p>2x 71-29486-00 104 141 10 80</p> <p>2x 71-36736-00 120 141 02 80</p>	<p>4x 71-31321-00 104 142 07 80</p> <p>71-31782-00 ¹¹ 120 014 07 22</p>	<p>4x 71-28326-00 120 014 08 22</p> <p>71-31782-00 ¹¹ 120 014 07 22</p>	<p>81-26248-00 K ← 120 997 03 46 45x67x8 A SL RD FPM</p> <p>81-25268-10 K → 116 997 02 46 100x124x13 A SL LD FPM</p> <p>81-15512-50 N 018 997 79 47 30x40x7 A SL RD FPM</p>	
6,0 M 275.980 M 275.981 M 275.982 M 275.983	450-493 kW (612-670 PS)	CL 65 AMG (215) CL 65 AMG (216) S 65 AMG (216) S 65 AMG (220) S 65 AMG (221) SL 65 AMG Black Series (230) SL 65 AMG (230)	09/03-12/13	<p>02-33920-01 L</p> <p>02-33925-01 R</p>	<p>61-33920-00 L 275 016 02 20 84 Ø MLS</p> <p>61-33925-00 R 275 016 03 20 84 Ø MLS</p>		<p>71-40314-00 L 137 016 02 21 ACM</p> <p>71-40316-00 R 137 016 03 21 ACM</p>	<p>12-31306-19 137 050 00 58</p>	<p>2x 71-33908-00 275 098 04 80</p>	<p>2x 71-34013-00 275 142 10 80</p>	<p>2x 71-41127-00 137 014 00 22 ACM</p>	<p>81-26248-10 K ← 023 997 84 47 45x67x8 A SL RD PTFE</p> <p>81-26249-10 K → 112 997 02 46 93x114x10 A SL LD PTFE ACM</p>	
6,0 M 279.981 M 279.982 [NEW]	450-463 kW (612-630 PS)	G 63 AMG (463) G 65 AMG (463) SL 65 AMG (231)	05/12→		<p>61-33920-00 L 275 016 02 20 84 Ø MLS</p> <p>61-33925-00 R 275 016 03 20 84 Ø MLS</p>		<p>71-40314-00 L 137 016 02 21 ACM</p> <p>71-40316-00 R 137 016 03 21 ACM</p>	<p>12-31306-19 137 050 00 58</p>	<p>2x 71-33908-00 275 098 04 80</p>	<p>2x 71-34013-00 275 142 10 80</p>	<p>2x 70-31414-10 137 014 00 22 ACM</p> <p>71-41127-00 137 014 00 22 ACM</p>	<p>81-26249-10 K ← 112 997 02 46 93x114x10 A SL LD PTFE ACM</p> <p>81-26248-10 K → 023 997 84 47 45x67x8 A SL RD PTFE</p>	

MERCEDES-BENZ															
Ltr.															
6,2 M 156.980 M 156.981 M 156.982 M 156.983 M 156.984 M 156.985	336-386 kW (457-525 PS) C 63 AMG (204) CLK 63 AMG (209) CLS 63 AMG (219) E 63 AMG (211) E 63 AMG (212) ML 63 AMG (164) R 63 AMG (251) S 63 AMG (216) S 63 AMG (221) SL 63 AMG (230)	01/06→		<p>61-35505-00 R 156 016 00 20 103 Ø</p> <p>61-35510-00 L 156 016 04 20 103 Ø</p>			<p>12-31306-01 000 053 46 58 (16x)</p> <p>70-31306-00 000 053 46 58</p>	2x 32x	<p>71-35576-00 156 141 04 80</p>	2x		<p>71-36468-00 157 142 01 80</p>	2x	<p>70-31414-10</p>	<p>81-26248-10 K ← 023 997 84 47 45x67x8 A SL RD PTFE</p> <p>81-26249-10 K → 112 997 02 46 93x114x10 A SL LD PTFE ACM</p>
6,2 M 159.980 [NEW]	420-464 kW (571-631 PS) SLR 6.2 AMG GT (197) SLS 6.2 AMG (197)	03/10→		<p>61-35505-00 R 156 016 00 20 103 Ø</p> <p>61-35510-00 L 156 016 04 20 103 Ø</p>								<p>70-31414-10</p>	<p>81-26248-10 K ← 023 997 84 47 45x67x8 A SL RD PTFE</p> <p>81-26249-10 K → 112 997 02 46 93x114x10 A SL LD PTFE ACM</p>		